

FAYETTE COUNTY, GEORGIA

FY2026 Budget Highlights

BOARD OF COMMISSIONERS
BUDGET PRESENTATION

MAY 22, 2025

Economic Outlook

- Building vacancy rates are in the double digits - Total Atlanta Metro Area 25.2%. Atlanta Sub-Markets: Northwest Atlanta 18.3%; Northeast Atlanta 14.4%; Downtown Atlanta 30.2%; Airport/South Atlanta, which includes Fayette County, is 11.8%.
- The annual inflation rate for the United States is currently 2.3% for the 12 months ending April 2025. This rate continues the decline from the 2024 rate of 2.9%. Inflation is forecast to rise above the current level of 2.3% to as much as 3.4% through 2025.
- The challenges of hiring new employees for vacant positions resulted in an increase in the unemployment rate in Fayette County from 3.8% in August 2023 to 4.0% in August 2024. As of March 2025, the unemployment rate has fallen to 3.6%.
- State-wide housing starts decreased by 9.6% between March 2024 and March 2025.
- Allowing remote work is one of the most common recommendations to curb employee retention challenges. In a survey of Government employees across state, local, and federal levels, 86.0% consider the ability to work remotely as important, in any future role. Since the inception of Fayette County's Hybrid Teleworking Program, the results have been positive and employee morale has increased.

Budget Principles

- Revenues are conservatively projected based on an objective, analytical process of detailed trending.
- One-time revenues are not used to fund current expenditures; thus, avoiding pursuing short-term benefits at the risk of creating future funding issues.
- Only current revenues are used to pay current expenditures so there is not a “built-in increase” for ongoing expenditures.
- There is a budgetary link between capital and operating budgets to identify and determine if ongoing expenses can be funded through the operating budget before the project is placed into service.

Planning Guidelines

- No Deficit Budgeting (no use of unassigned fund balance)
- Continued Commitment of Delivering Outstanding Customer Service:
 - County M&O Millage Rate Remains the Same at 3.763
 - Cumulative Taxpayer Savings of over \$101.5M since 2013
- The Rolling 5 Year Capital Improvement Program totals \$7,132,551 and is allocated within the General Fund Balance.
- Maintain Employee Benefits strengthening Medical Reserves
- Medical/Dental/Vision Health Insurance; Funding Stop Loss, Large Claims

Benefit Highlights

- Continue to offer two (2) Choices for Medical Plan Coverage:
 - Traditional Open Access Point of Service Plan (POS) serviced by the CIGNA LocalPlus Network with Health Reimbursement Arrangement (HRA)
 - County funds: \$2,000 Employee Only; \$4,000 Employee/Spouse or Child(ren); and \$4,000 Family, after the employee has paid the first \$3,000 in-network deductible
 - High-Deductible Health Plan (HDHP) with Health Savings Account (HSA) serviced by the CIGNA OAP Network
 - Increased the County HSA contribution by \$500 for each tier, per calendar year, for employees enrolled in the Cigna HDHP
 - County funds: \$1,500 Employee Only; \$1,750 Employee/Spouse or Child(ren); and \$2,000 Family

County funds Critical Illness and Accident claims coverage for HDHP (HSA)

Benefit Highlights

- Only one employee premium increase in past 11 years
 - FY2021 HSA Plan: Same plan design; employees were asked to pay per paycheck \$5 more for EE Only, \$10 more for the middle tiers, and \$15 more for Family tier
- POS and HDHP (HSA) plans' in-network individual & family calendar year deductibles:
 - POS:
 - Individual – No change; remains at \$5,000;
 - Family – No change; remains at \$10,000
 - HDHP (HSA):
 - Individual – No change; remains at \$3,000;
 - Individual within a family – Increased to \$3,300, per IRS regs;
 - Family – No change; remains at \$5,000

Benefit Highlights

- POS & HDHP (HSA) Out-of-Pocket Maximum:
 - \$5,000 individual/\$10,000 family
- Wellness Initiatives \$75 ppp – Preventive (physical)
- Spousal Surcharge \$150 ppp – Spouse (existing ins.)
- Dental Insurance covers:
 - Preventative 100% no deductible
 - Basic 80% after deductible
 - Major & Orthodontics 50% no deductible
- Vision benefit – Increased the benefit reimbursement to \$500

Benefit Highlights

- Enhanced Partnership with Piedmont Hospital and Cigna providing an on-site Health Coach, Amanda Rogers-Beckley BSN, RN, NC-BC for one-on-one and face-to-face coaching at designated Fayette County locations
- Continued Employee Wellness Program – CIGNA provides a \$75,000 Optional Services fund allocation for Human Resources funded Health Wellness Initiatives. County funding an additional \$80k to be used for Employee Appreciation, Health Mobile Screenings, and the Health Fair
- Utilization of a digital lifestyle app, Omada, that helps employees get healthier by losing weight and incorporating healthy lifestyle activities
- Pharmaceutical Cigna 90Now program requires maintenance medications to be filled with a 90-day supply for a greater cost savings for both the employee and employer

Benefit Highlights

- Pharmacy networks include CVS and Walgreens. Both have over 55,000 pharmacies to choose from. Employees new to the plan or have not filled an Rx will automatically be placed in the CVS network. Employees that currently use the plan will be placed in the network used the most (CVS or Walgreens)
- CIGNA Well-Being Solutions (formerly Virgin Pulse) health engagement program for medical plan members
- Improved FSA contribution limit; increased by \$150 to \$3,300

TextCare

Text-Based Healthcare App

- This benefit is available for all full-time employees and their households, regardless of enrollment in a health plan. TextCare provides access to One-to-One Health, board-certified medical providers via text message or video chat.
- Services for primary care, pediatric care, urgent care, lab, x-rays, pharmacy and more
- A County dedicated care team will triage the employees and household members to the appropriate service
- \$0 cost per visit



-
- Two versions
 - Omada for prevention
 - Offered by Cigna
 - Includes resources for lifestyle changes to reverse high blood pressure and pre-diabetes
 - Omada for chronic conditions
 - Offered by Fayette County
 - Includes resources for management of Hypertension and/or Diabetes Mellitus (Type 1, Type 2, and/or Gestational diabetes)
 - Both versions include weekly educational modules, dedicated lifestyle coach or diabetes educator, community connection with those with similar lifestyle goals, and necessary monitoring supplies such as Bluetooth-enabled scale, blood pressure cuff, and blood glucose monitor & supplies
 - Go to [Omadahealth.com/fayettecounty](https://omadahealth.com/fayettecounty) and take “Am I Covered” quiz
 - Available to all adults with Fayette County medical insurance

Alliant Medicare Solutions

Guide through the various parts of Medicare. This is available for you or your loved ones.

This free resource includes:

- Personal licensed agent guidance to help at every step
- Easy to understand videos and guides about Medicare
- A detailed overview of your coverage options
- Help reviewing your plans and selections

Alliant Individual Health Solutions

This free resource can help provide coverage for:

- Employees and dependents not eligible for County benefits
- Dependents of eligible employees where employer coverage is not available
- Dependents age 26 and up who need individual health insurance
- Spouses under age 65 (not Medicare eligible)
- Terminated employees

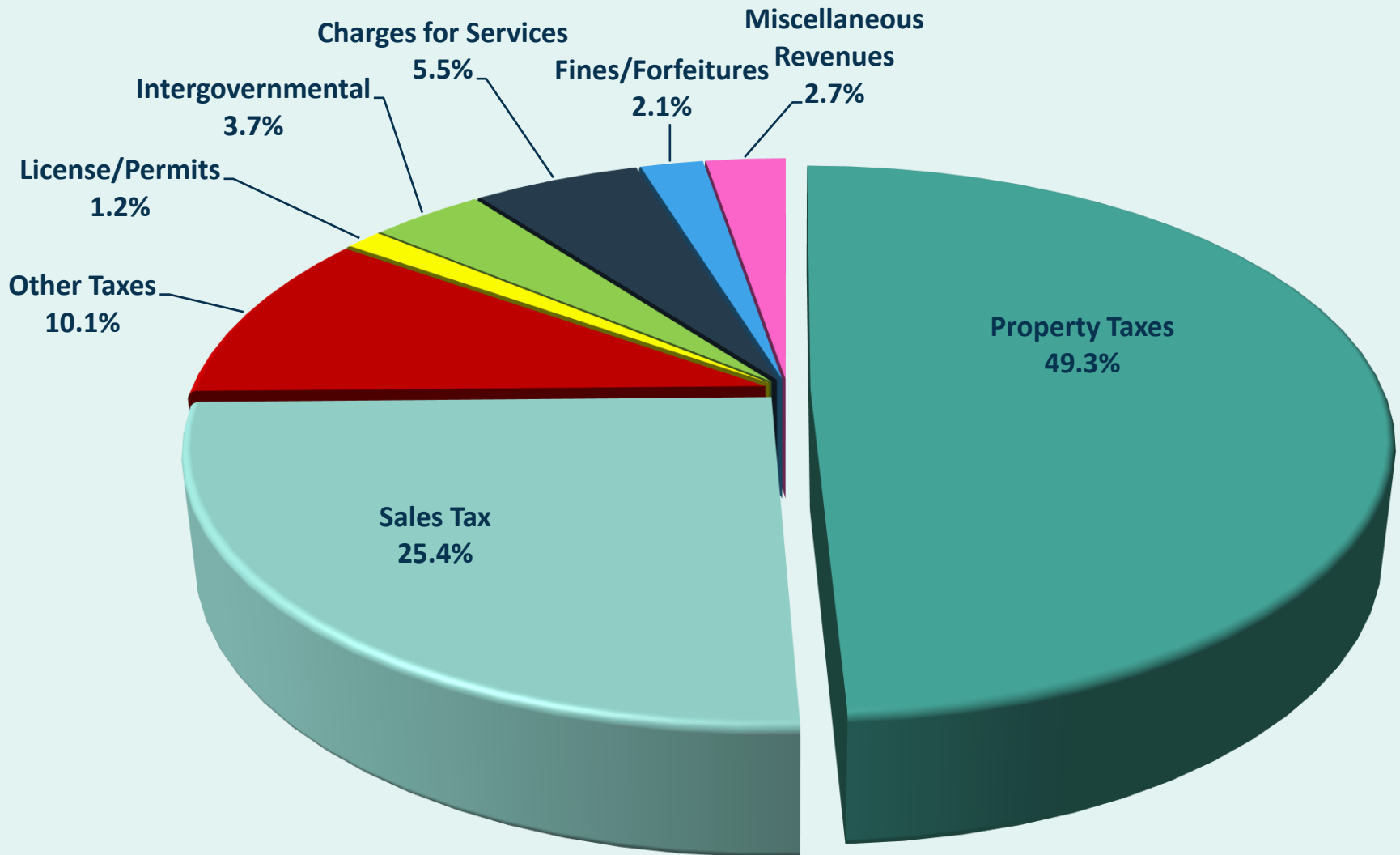
General Fund Balance Financial Projection – FY2025

Fund Balance	FY2024	FY2025 Est
Non-Spendable:		
Inventories	392,958	78,000
Committed To:		
Stabilization	19,990,810	20,080,053
Restricted:		
Assigned To:		
Emergencies	2,000,000	2,000,000
CIP	6,061,021	7,132,551
Unassigned	2,961,752	944,754
Total Fund Balance	31,406,541	30,235,358

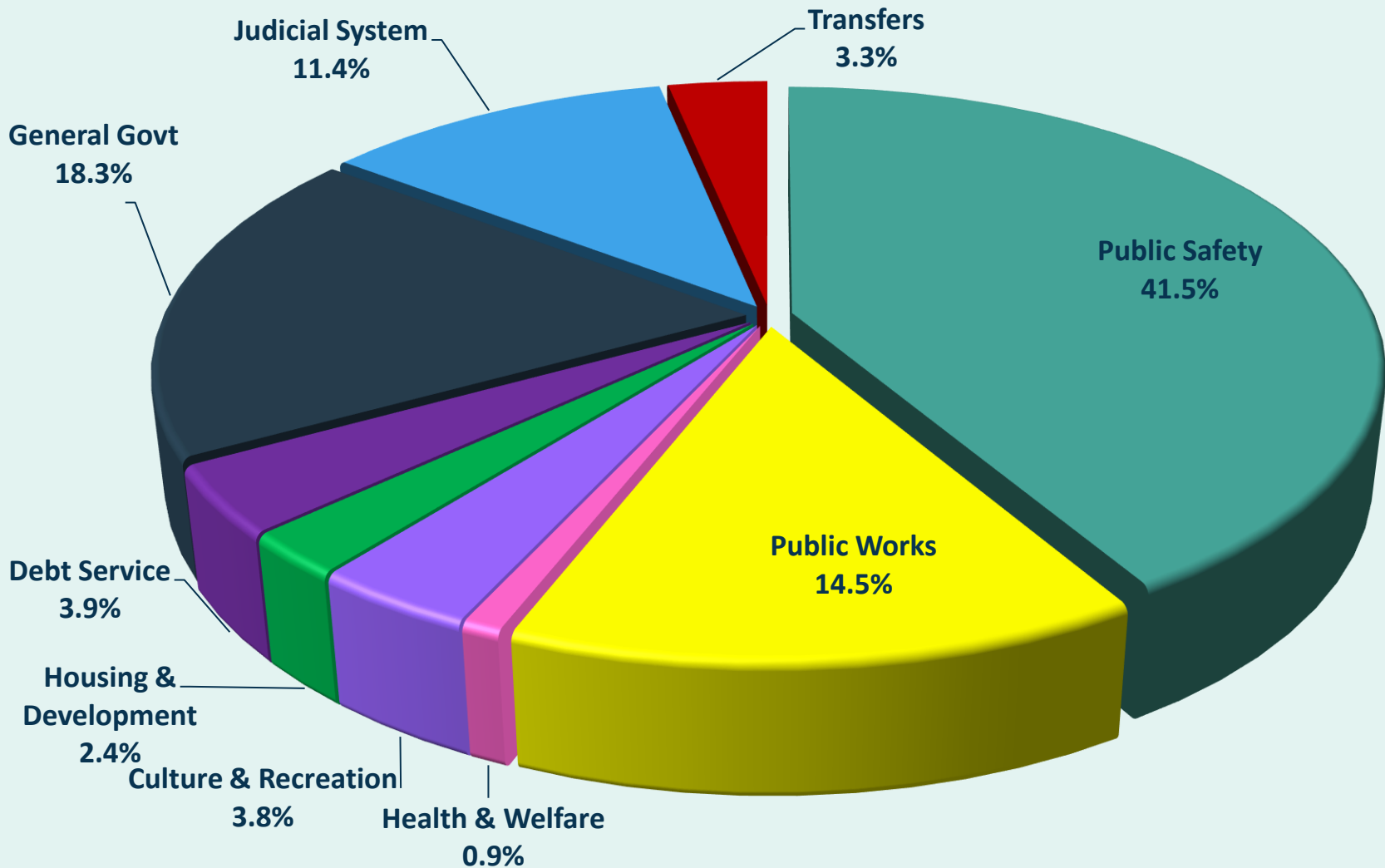
FY2026 Budget Summary

FY 2026 BUDGET		<u>Revenue</u>	<u>Transfers In</u>	<u>Total Revenue And Other Sources</u>	<u>Expenditures</u>	<u>Transfers Out</u>	<u>Total Exp. And Other Uses</u>	<u>Impact to Fund Balance</u>
OPERATING BUDGET								
100	General Fund	86,501,423	-	86,501,423	82,820,212	1,237,000	84,057,212	2,444,211
205	Law Library	60,000	-	60,000	48,120	-	48,120	11,880
214	Accountability State Court	378,649	-	378,649	283,407	-	283,407	95,242
215	911 Communications	5,881,654	-	5,881,654	5,665,211	-	5,665,211	216,443
216	Jail Surcharge	315,000	390,000	705,000	703,159	-	703,159	1,841
217	Juvenile Supervision	3,500	-	3,500	10,000	-	10,000	(6,500)
218	Victims Assistance	126,500	-	126,500	126,500	-	126,500	-
219	Drug Abuse and Treatment	464,000	-	464,000	575,498	-	575,498	(111,498)
270	Fire Services	20,523,637	-	20,523,637	16,989,071	725,000	17,714,071	2,809,566
271	Street Lights	422,000	-	422,000	365,962	-	365,962	56,038
272	EMS	10,490,674	-	10,490,674	5,832,881	375,000	6,207,881	4,282,793
291	Animal Control Spay Neuter	23,000	32,000	55,000	55,000	-	55,000	-
	Special Revenue Funds	38,688,614	422,000	39,110,614	30,654,809	1,100,000	31,754,809	7,355,805
	Governmental Funds	125,190,037	422,000	125,612,037	113,475,021	2,337,000	115,812,021	9,800,016
505	Water System	24,019,000	-	24,019,000	20,391,070	3,627,930	24,019,000	-
540	Solid Waste	335,000	65,000	400,000	399,807	-	399,807	193
	Enterprise Funds	24,354,000	65,000	24,419,000	20,790,877	3,627,930	24,418,807	193
TOTAL OPERATING BUDGET		149,544,037	487,000	150,031,037	134,265,898	5,964,930	140,230,828	9,800,209
CAPITAL/CIP BUDGET								
37_	Capital/CIP Funds (372/375)	-	2,763,053	2,763,053	2,763,053	-	2,763,053	-
	General Fund - fund balance	-	-	-	-	2,666,729	2,666,729	(2,666,729)
	911 Communications - fund balance	-	-	-	-	49,450	49,450	(49,450)
	Fire Services - fund balance	-	-	-	-	40,000	40,000	(40,000)
	EMS - fund balance	-	-	-	-	6,874	6,874	(6,874)
	Governmental	-	2,763,053	2,763,053	2,763,053	2,763,053	5,526,106	(2,763,053)
507	Water System CIP	-	3,627,930	3,627,930	3,627,930	-	3,627,930	-
545	Solid Waste CIP	-	-	-	-	-	-	-
	Enterprise	-	3,627,930	3,627,930	3,627,930	-	3,627,930	-
610	Vehicles/Equipment	-	1,850,000	1,850,000	2,226,278	-	2,226,278	(376,278)
TOTAL CAPITAL BUDGET		-	8,240,983	8,240,983	8,617,261	2,763,053	11,380,314	(3,139,331)
TOTAL BUDGET		149,544,037	8,727,983	158,272,020	142,883,159	8,727,983	151,611,142	6,660,878

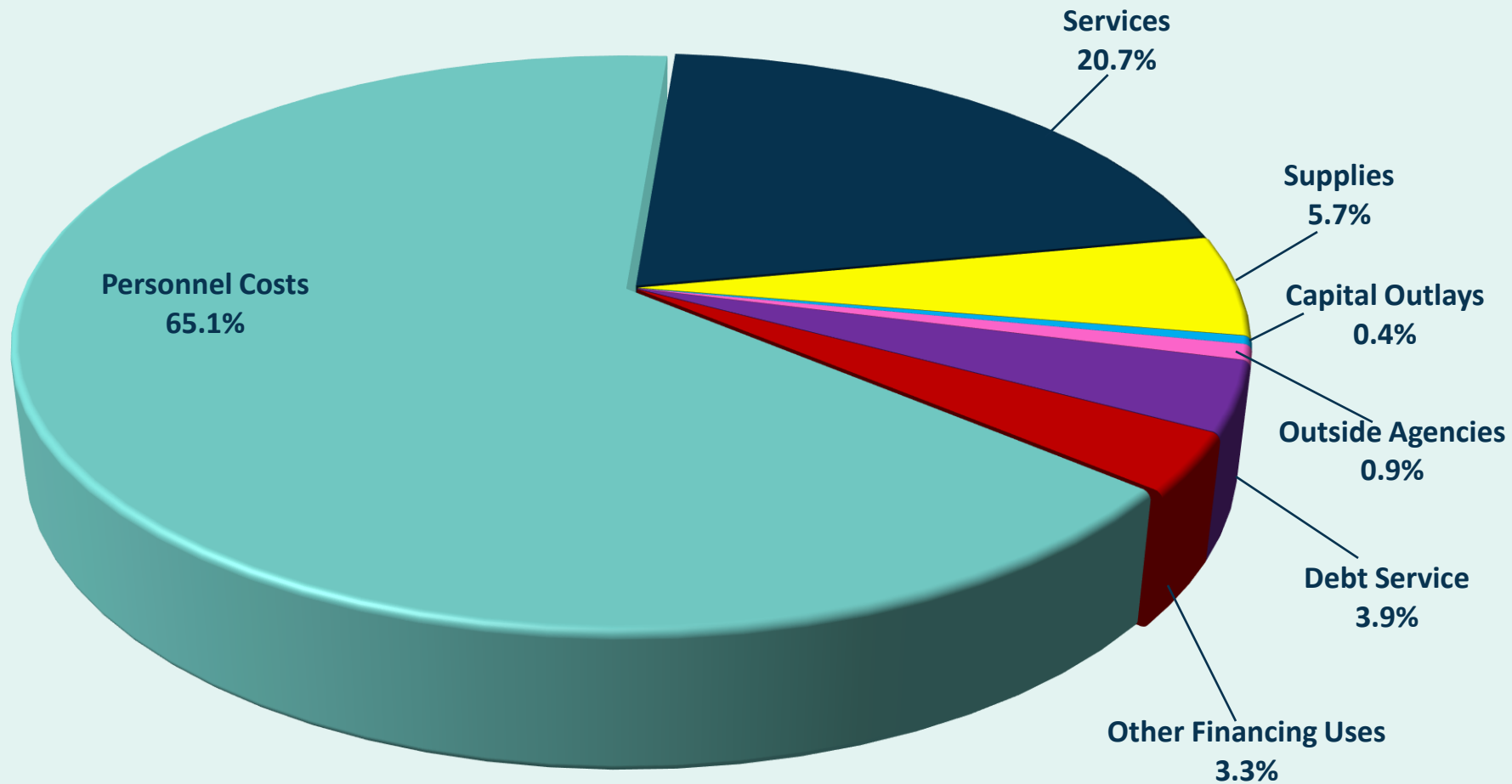
General Fund Revenues



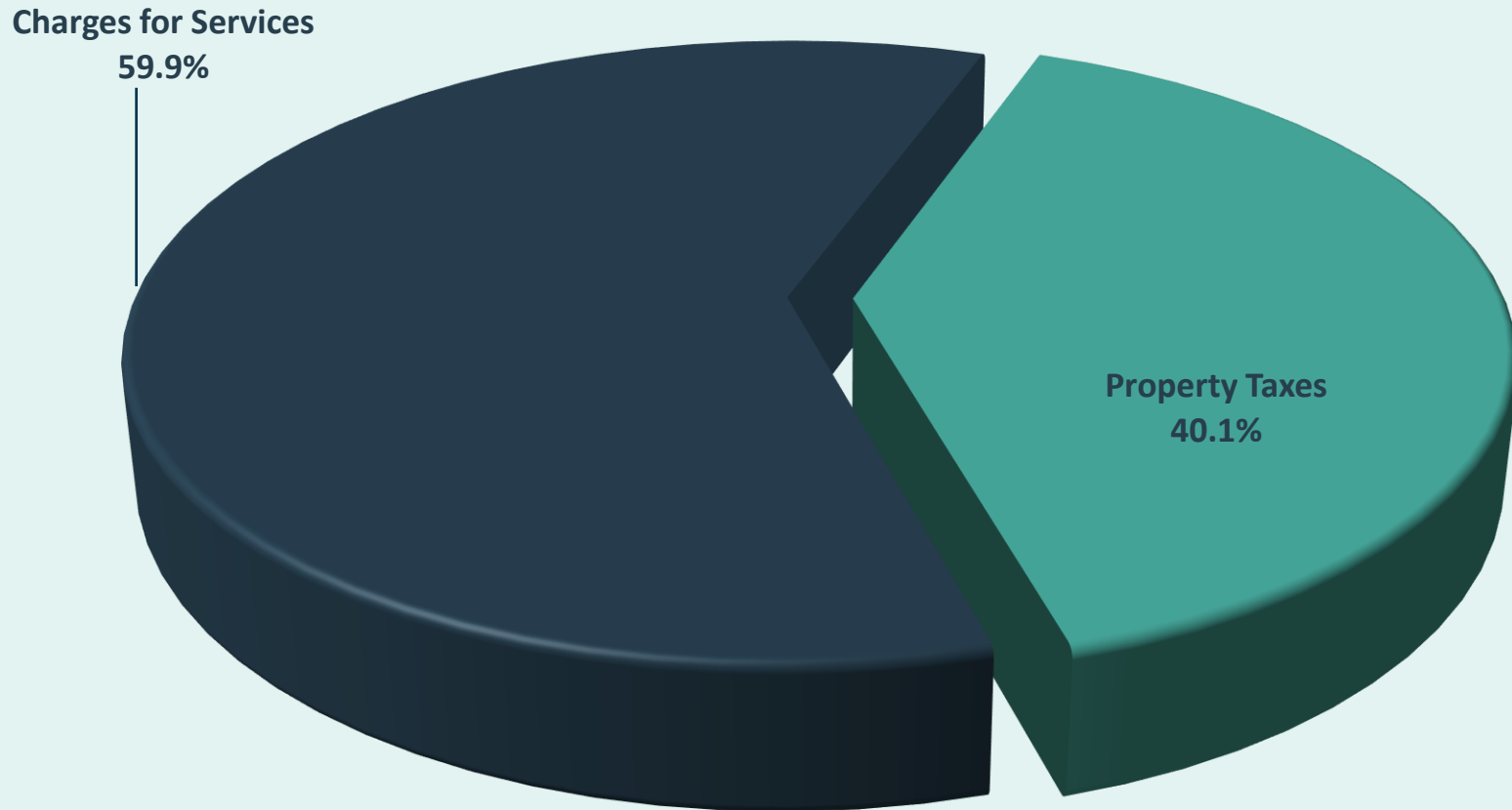
General Fund Expenditures By Function



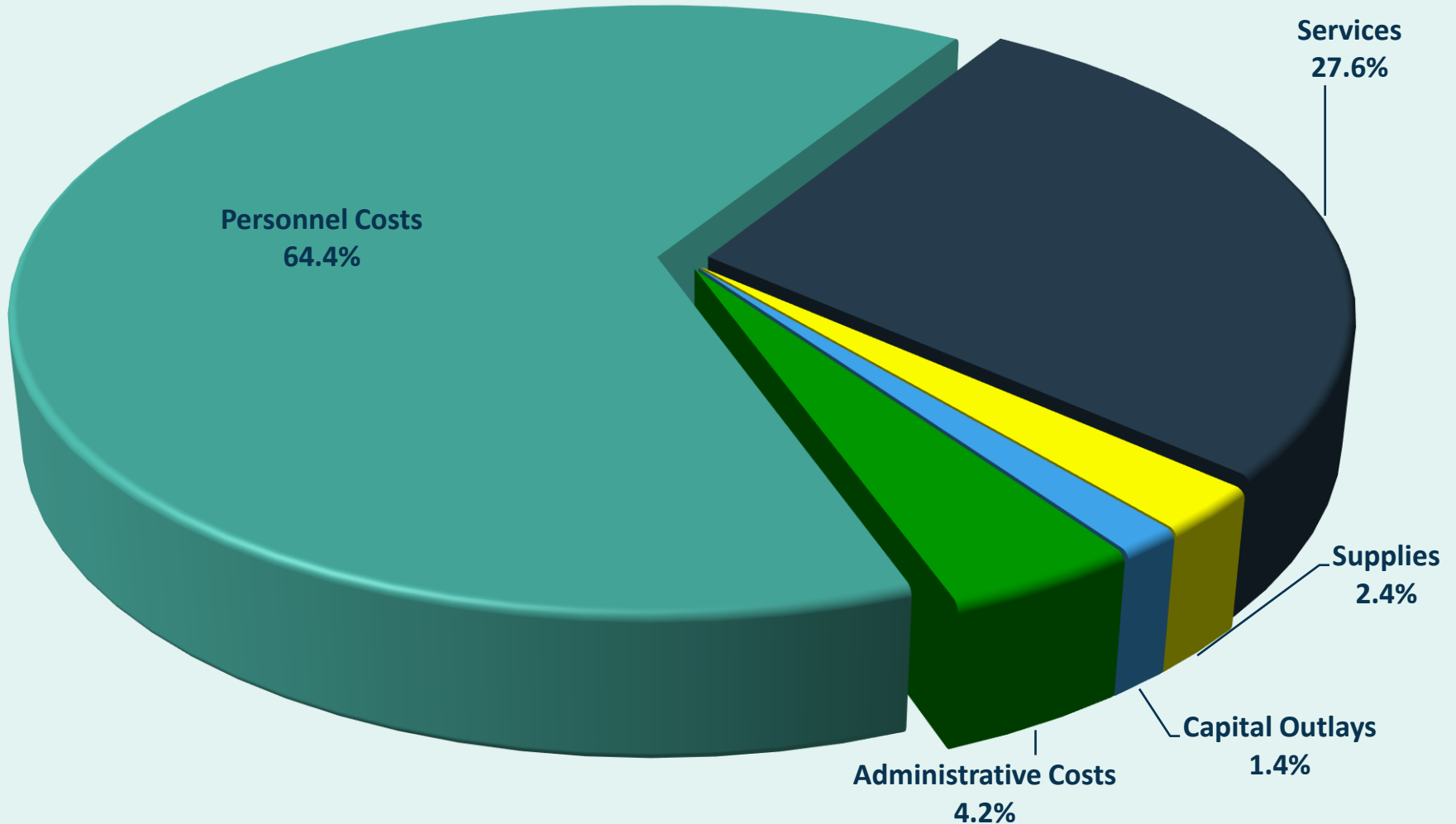
General Fund Expenditures By Type



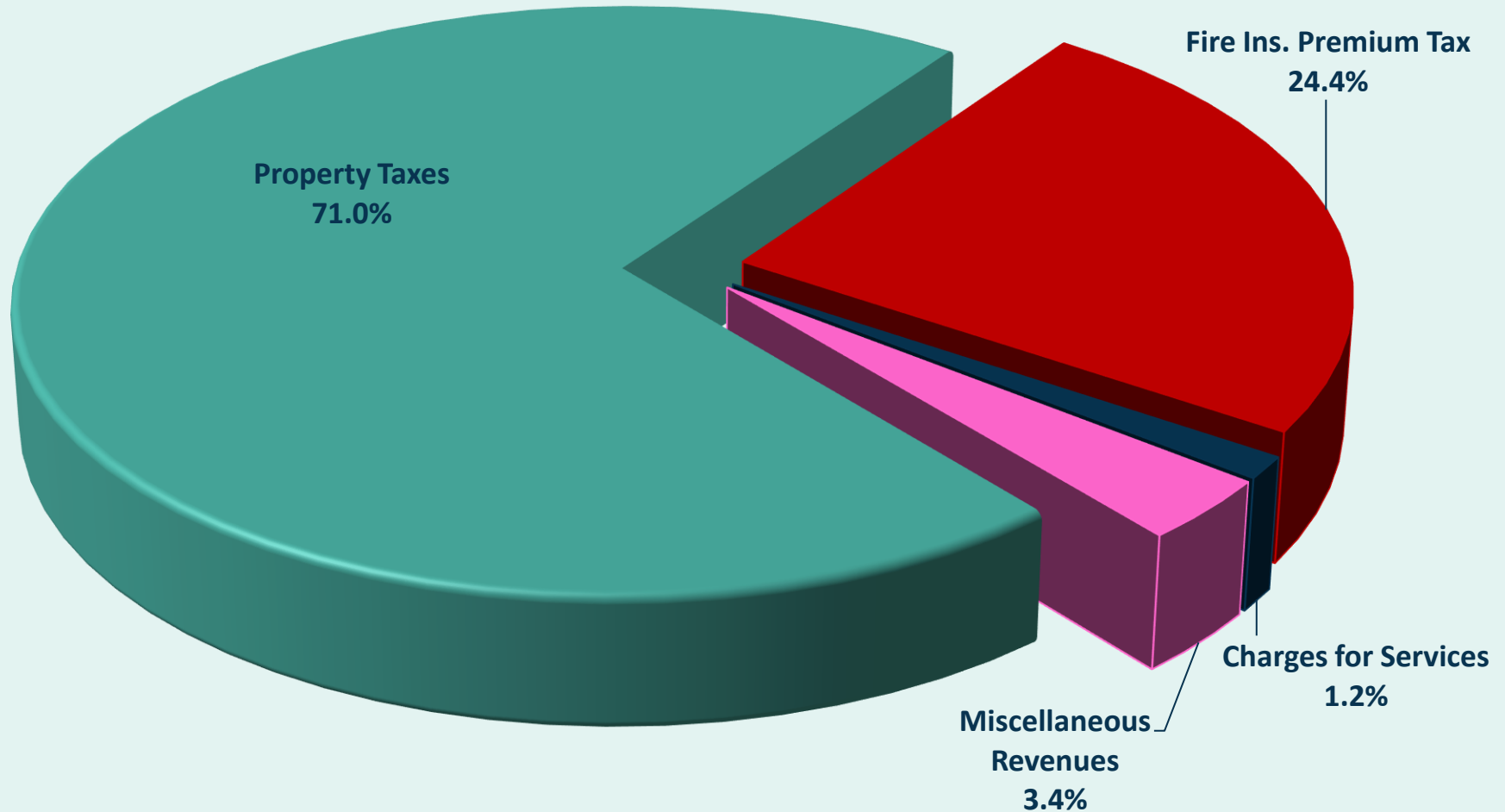
911 Fund Revenues



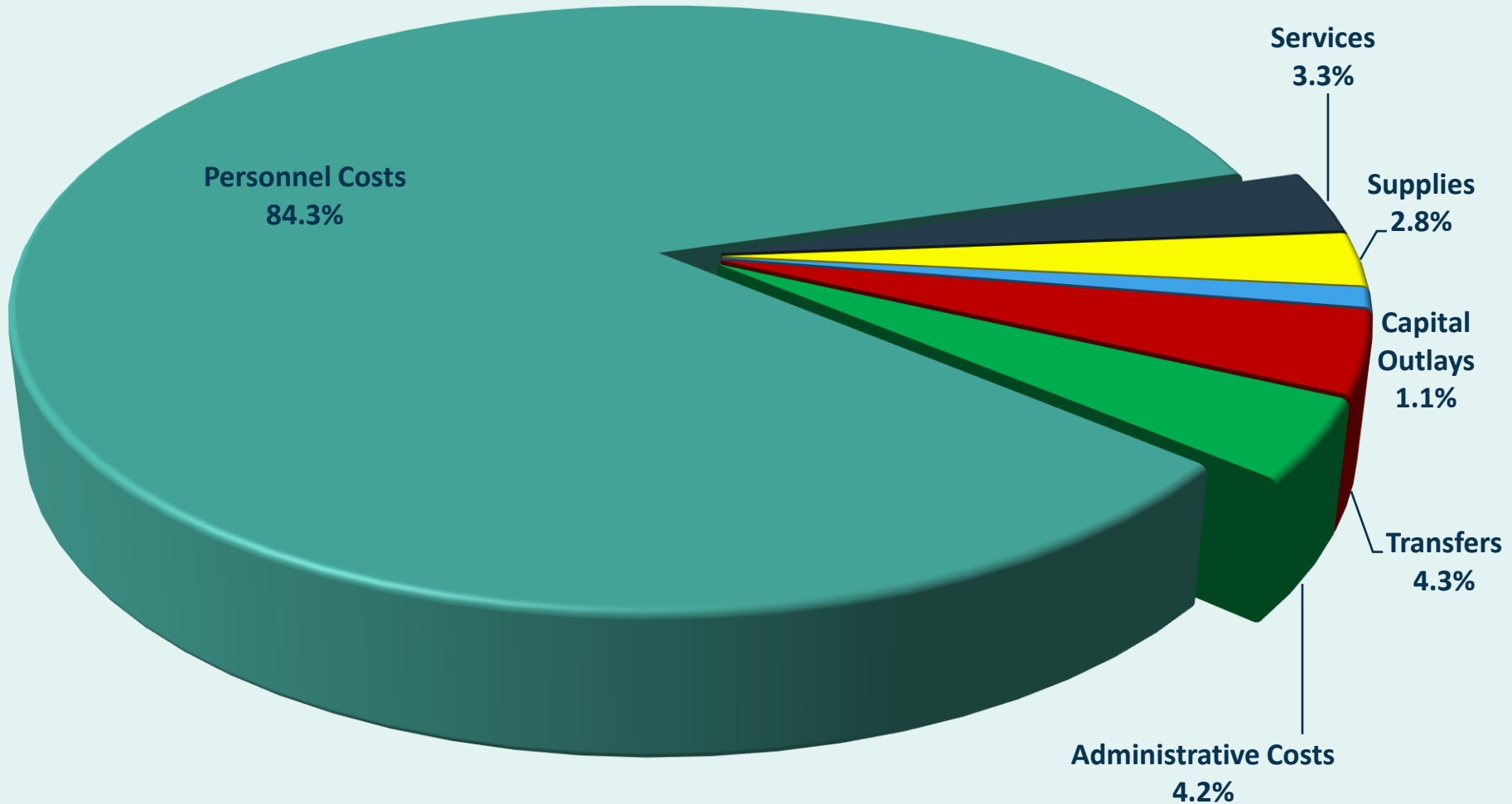
911 Fund Expenditures



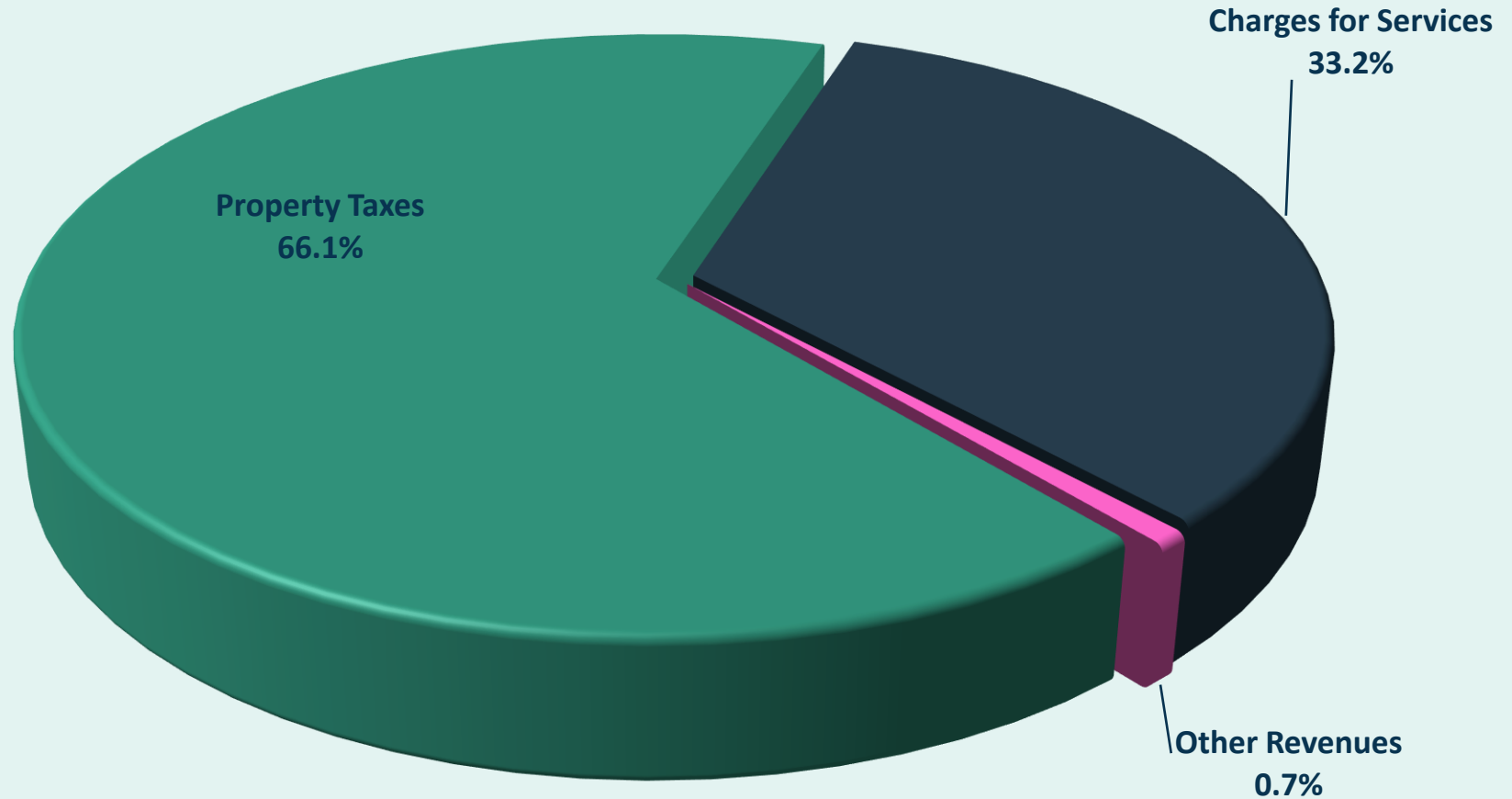
Fire Fund Revenues



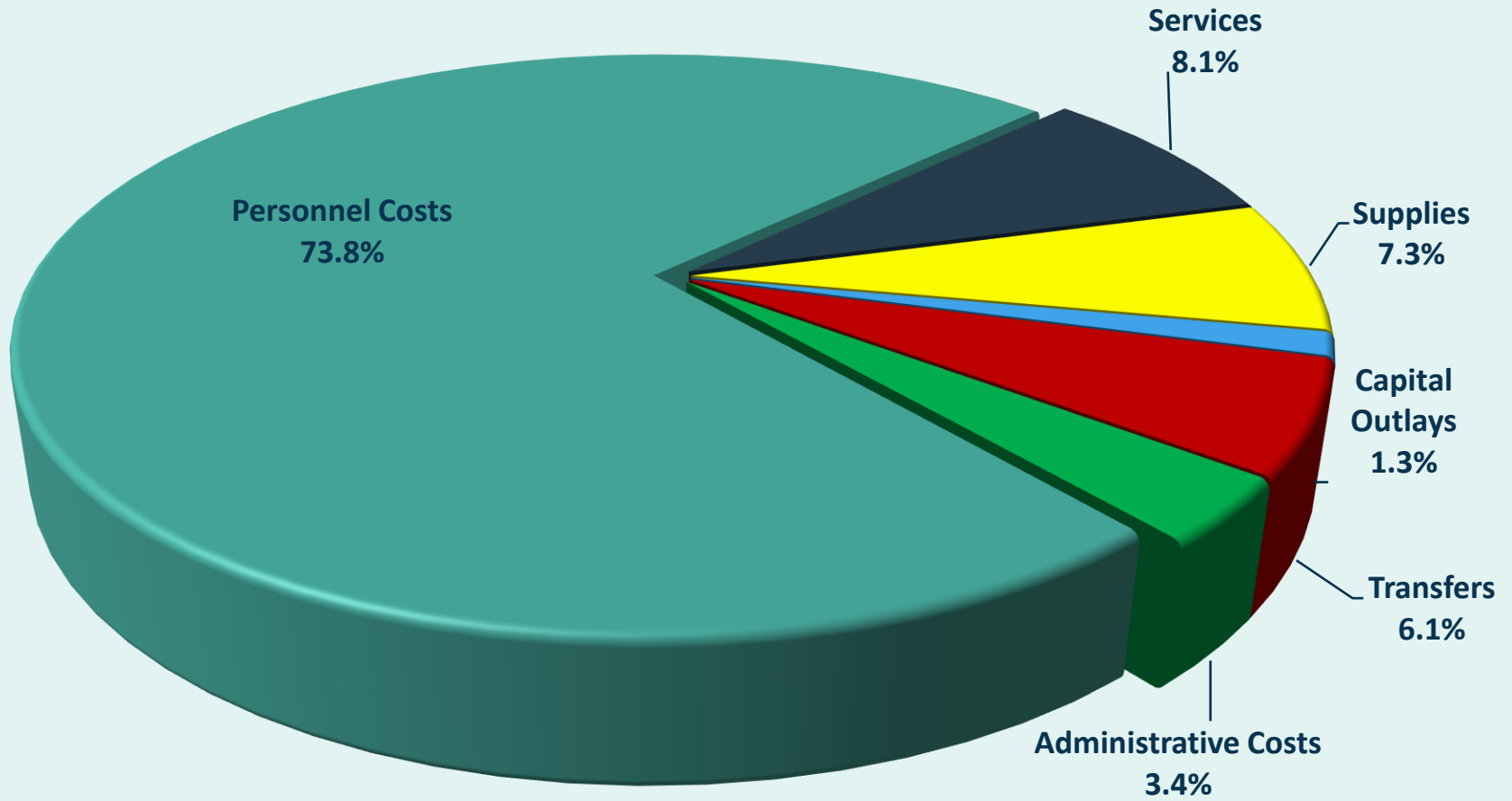
Fire Fund Expenditures



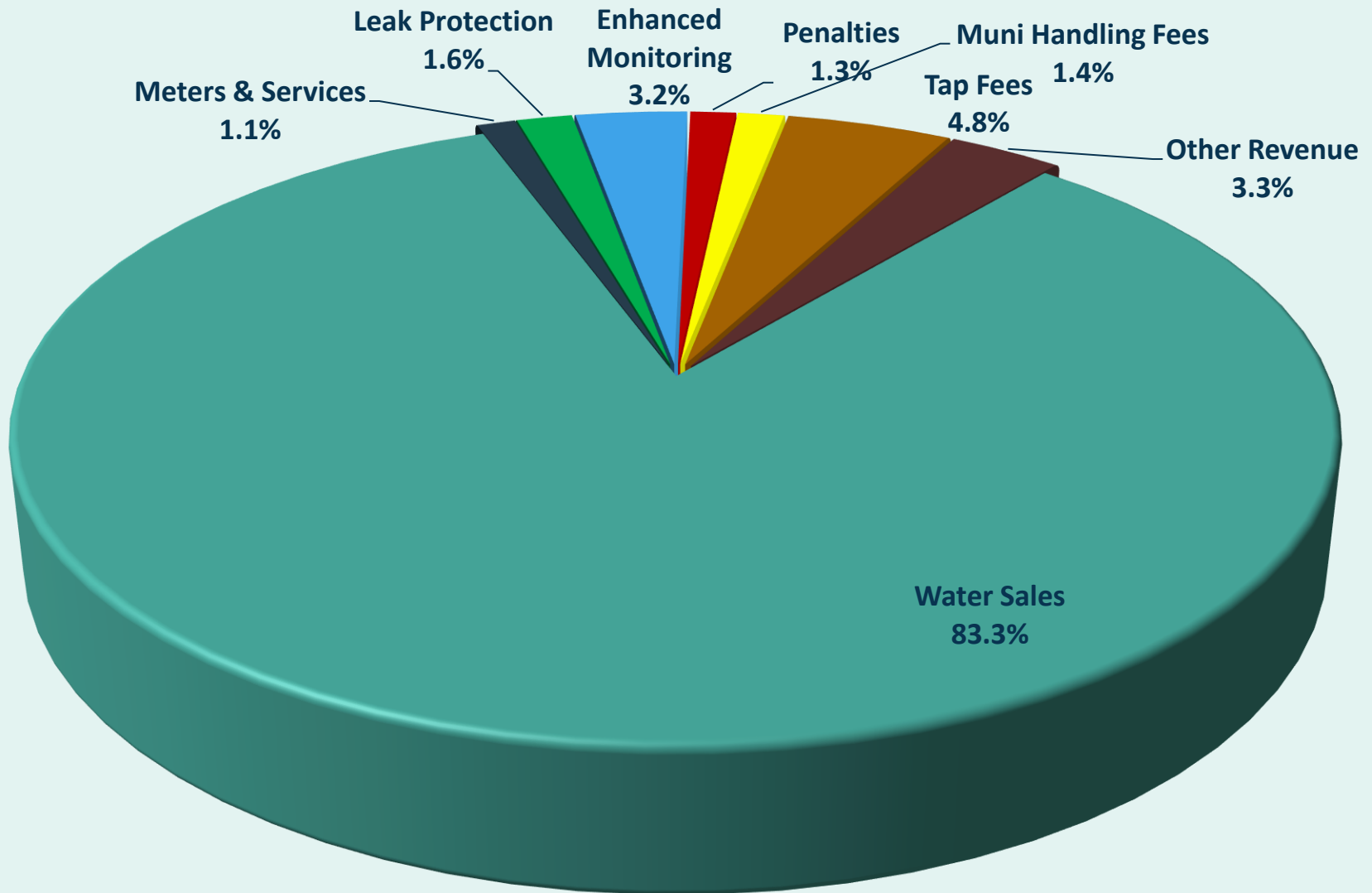
EMS Fund Revenues



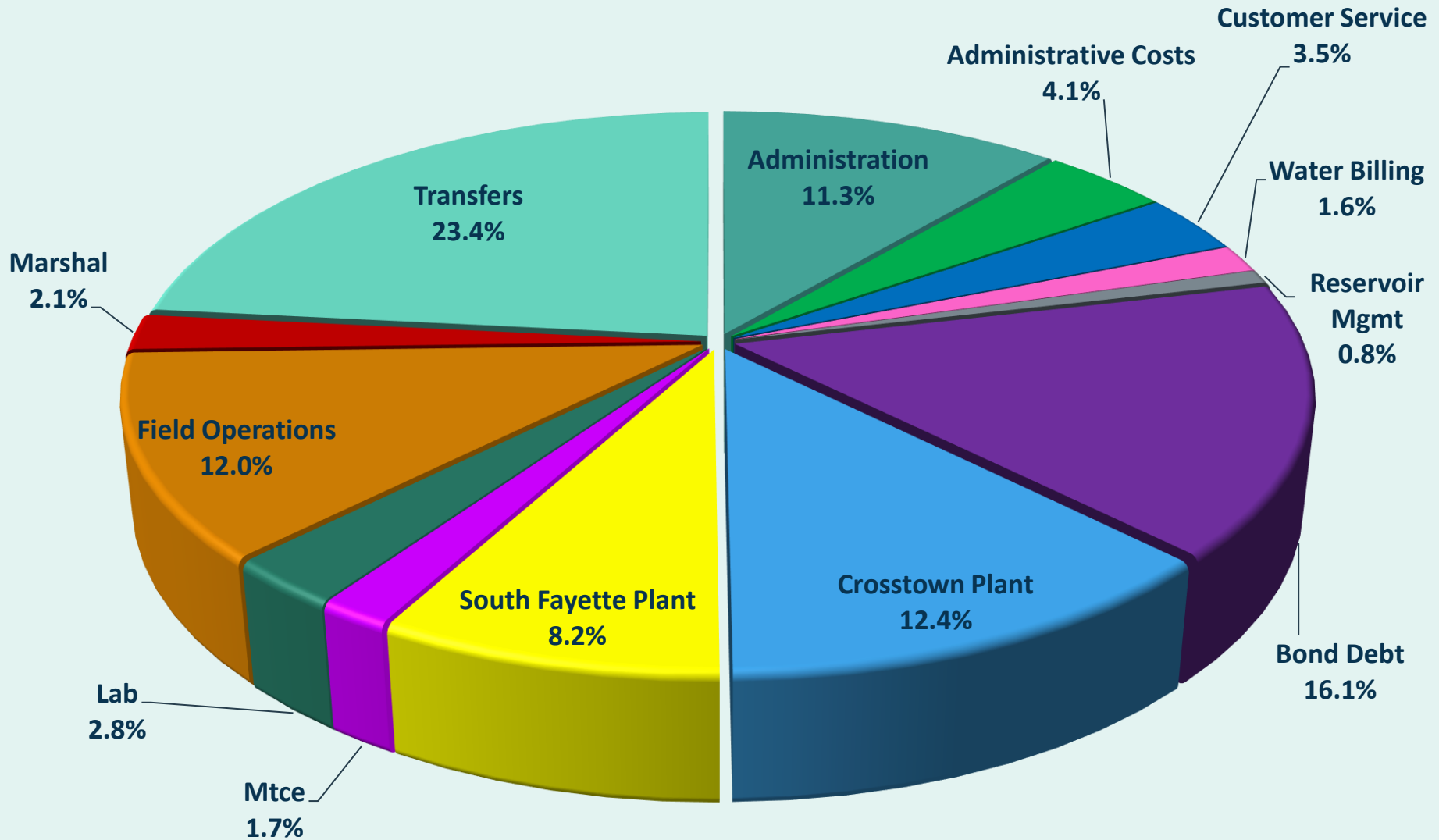
EMS Fund Expenditures



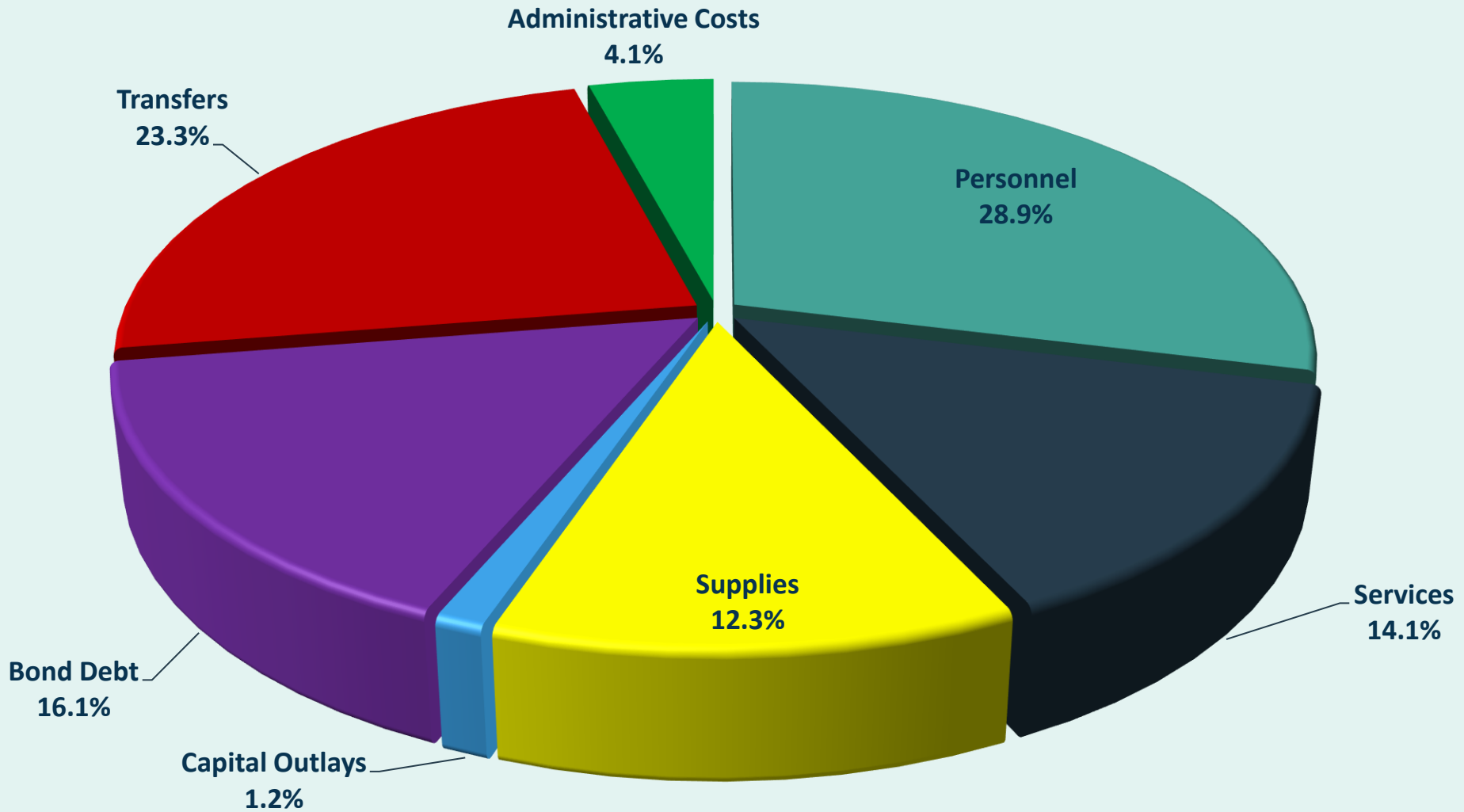
Water System Fund Revenues



Water System Expenses By Function



Water System Expenses By Type



Fayette County, Georgia

FY2026 Proposed Personnel Changes

Personnel Changes

- **Funding is included for 823.135 County Wide**
 - 810 full-time
 - 31 part-time positions equivalent to 13.135 FTEs

- **FTE count is up 2.2%, 17.625 net, from FY2025**
 - 17.0 FTE New FT positions

Personnel Changes

New FT Positions

- **Fire / EMS Services (6.0)**
 - 6.0 Firefighter / AEMTs
- **Building & Grounds Maintenance (4.0)**
 - 2.0 Building & Grounds Maintenance Tech
 - 2.0 Building & Grounds Custodian¹
- **Animal Control (3.0)**
 - 1.0 Kennel Supervisor
 - 2.0 Animal Control Officers

¹Revenue Offset – 1.0 Custodian reimbursed by DPH

Personnel Changes

New FT Positions (Offsets)

- **Water System (2.0)**
 - 1.0 Water Quality Technician
 - 1.0 Assistant Water System Director
 - (1.0) Professional Engineer

- **Tax Assessor (1.0)**
 - 1.0 Administrative Assistant

- **Tax Commissioner (-1.0)**
 - (1.0) Tag Clerk

- **Sheriff / Jail (0.0)**
 - 1.0 Captain
 - (1.0) Deputy Sheriff

Personnel Changes

New FT Positions

- **State Court Judge (1.0)**
 - 1.0 Case Manager¹
- **Accountability Court (1.0)**
 - 1.0 Accountability Court Coordinator²
- **Solicitor (1.0)**
 - 1.0 Assistant Solicitor General³

¹Revenue Offset – increased revenues

²Revenue Offset – increased revenues – former grant; moved to General Fund

³Revenue Offset – increased revenues – former ARPA

Personnel Changes Part Time

- **Probate Court (0.625)**
 - 0.625 PT Deputy Court Clerk I

Personnel Changes – No Impact to FTEs

- **Administration (10.0)**
 - 10.0 Seasonal HS Work Program Interns
- **Buildings and Grounds (3.0)**
 - 3.0 Seasonal Grounds Maintenance Technicians
- **Road Department / Public Works**
 - Move 1.0 Position
 - Administrative Specialist moved from Public Works to Road Department

Personnel Changes Promotions

- **Information Technology (1.0)**
 - 1.0 Lead Network Administrator to IT Manager

- **Tax Assessor (1.0)**
 - 1.0 Administrative Assistant to Sr. Administrative Assistant

- **Water System (7.0)**
 - 1.0 Administrative Secretary to Engineering Technician
 - 1.0 Customer Support Supervisor to Customer Support Manager
 - 1.0 Lead Customer Service Rep. to Account Service Analyst
 - 3.0 Grade Increase for Customer Service Representatives
 - 1.0 Grade Increase for Warehouse Manager

Personnel Changes Promotions

- **Sheriff Field Operations (5.0)**
 - 1.0 Deputy Sheriff to Investigator
 - 4.0 SWAT Team Incentives

- **Probate Court (1.0)**
 - 1.0 Deputy Clerk II to Deputy Clerk III

- **Juvenile Court (1.0)**
 - 1.0 Deputy Clerk I to Deputy Clerk III

Personnel Changes

Certification Reclassifications

- **Building Safety (3.0)**
 - 1.0 Inspector II to Inspector III
 - 2.0 Inspector I to Inspector II
- **Road Dept. (1.0)**
 - 1.0 Equipment Operator II to Equipment Operator III

Personnel Changes Certification Reclassifications

- **Tax Assessor (6.0)**
 - 3.0 Property Appraiser III to Property Appraiser IV
 - 3.0 Property Appraiser II to Property Appraiser III
- **Sheriff's Office (2.0)**
 - 2.0 Dog Handler Supplements

Personnel Changes

Certification Reclassifications

- **Water System (14.0)**
 - 3.0 Plant Operator II to Plant Operator I
 - 5.0 Plant Operator III to Plant Operator II
 - 1.0 Plant Maintenance Tech II to Plant Maintenance Tech I
 - 5.0 Field Operations Tech III to Field Operations Tech II

Personnel Changes

- **Coroner's Office**
 - Increase Case Rate from \$175 to \$200
- **Elections – Rate Adjustment for Advanced Voting**
- Designate Between the Roles Identified Below:
 - Clerk
 - Assistant Manager
 - Manager

Personnel Pay Study

- **FY2025 Review and Update the Classification and Compensation Plan for the following departments:**
 - Building & Grounds
 - Fleet Maintenance
 - Road Department
 - Solid Waste Department
- **Recruitment issues and staffing challenges; remain competitive**
- **Project still in final stages**
- **Proposed increases estimates at this stage \$150k to \$250k**

Personnel Pay Study

Grade Increase By 1	Grade Increase By 2
Fleet	
	Mechanic
	Fuel Lube Mechanic
Shop Supervisor	
Crew Leader I	
Equipment Operator III	
Lead Mower Equipment Operator I	
Equipment Operator II	
Equipment Operator I	
Road Department	
R/W Maintenance Crew Leader	
Traffic Maintenance Crew Leader	
Crew Leader I	
Equipment Operator III	
Lead Mower Equipment Operator I	
Equipment Operator II	
Equipment Operator I	
	Sign Technician
Solid Waste	
Transfer Station & Landfill Operation Supervisor	
Transfer Station Maintenance Operator	

Personnel Pay Study

In Progress - Update on June 12	
Grade Increase By 1	Grade Increase By 2
Building & Grounds	
Asst. Building & Grounds Director	
Building Maintenance Tech III	
Building Maintenance Tech II	
	Ground Maintenance Crew Leader
Ground Maintenance Worker III	
Ground Maintenance Worker II	
Custodian	
Road Department	
	Road Maintenance Worker

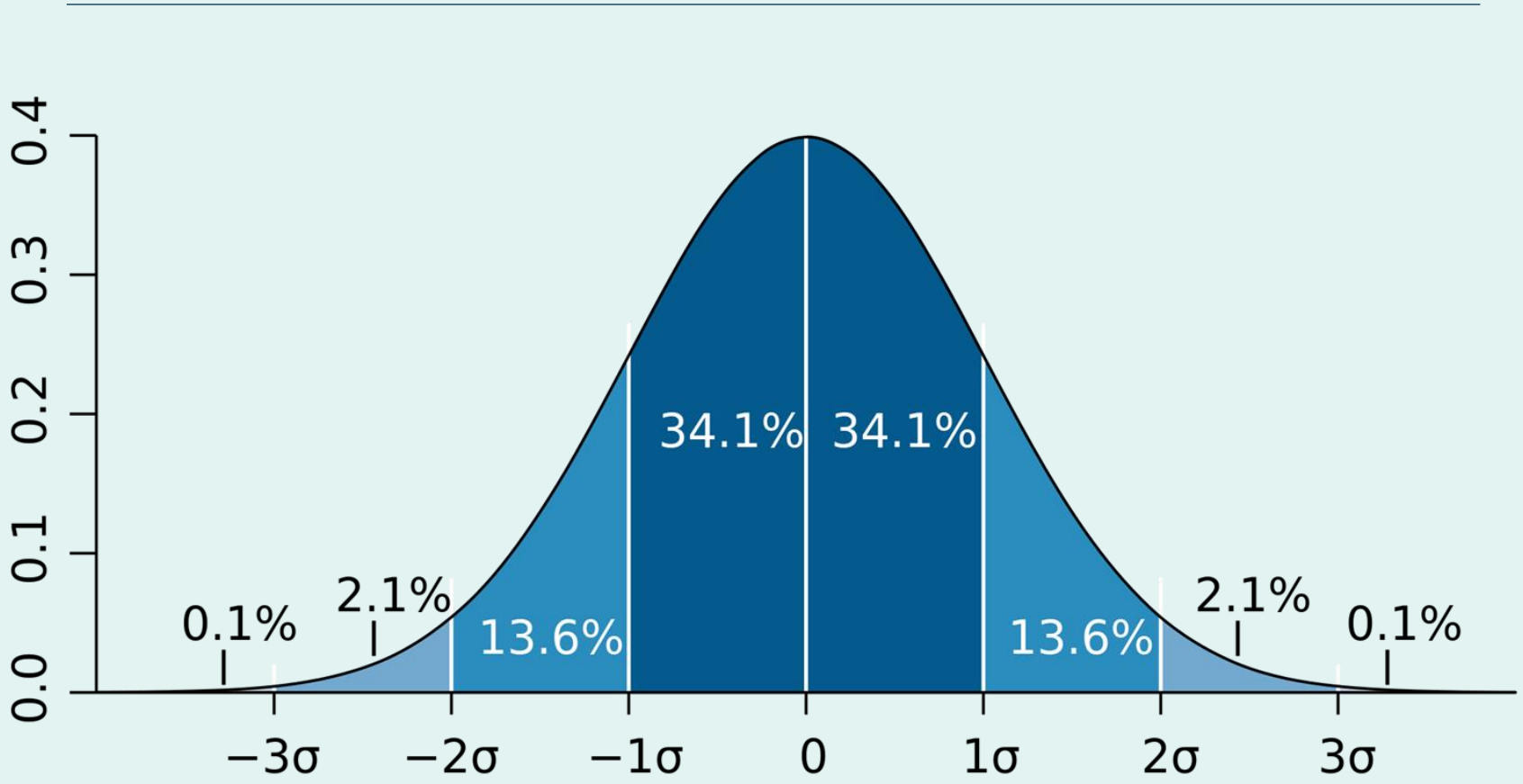
Fayette County, Georgia

Proposed Forced Merit

Proposed Forced Merit Performance Pay Distribution

- Merit distribution is allocated based upon performance and performance evaluations and uses the same approach for the merit adjustment as used in the past, following our Personnel Policies 408.13 (Performance Pay) and 412.01 (Performance Appraisal), for a distribution of funds for performance pay.
- Ideally, performance pay should be distributed using a normal distribution methodology that, when graphed, resembles a traditional Bell Curve. The Bell Curve methodology works best with large data sets; thus, for large county departments, this is a relatively straightforward process but is easier said than done for small departments.
- The alternative approach is to use a forced ranking system of a Bell Curve as a management tool to allocate merit pay.
- Based upon the department employee population, breakpoints within the curve are determined and applied to ascertain employee performance pay.
- Staff proposes utilizing a Forced Bell Curve 15-35-35-15

Forced Ranking System Bell Curve 15-35-35-15



Proposed Performance Pay Distribution

- Departments with more than 20 employees use the forced ranking system approach. Using this approach, a department with 20 employees would have 3 Top-Performers; 7 Above Average Performers; 7 Below Average Performers; 3 Non-Performers.
- Smaller departments use a combination of employee performance evaluations and the forced ranking system.
- The county has 40 Departments. Of these 40, 12 have more than 20 FTEs.
- Mathematically the weighted percentage required to implement a forced ranking merit-based system would be 3.75% of total county payroll of eligible employees. The majority of employees would fall into average performers of 1.25%-2.50%-5.00% with top performers receiving a 6.25% increase.

Proposed Performance Pay Distribution Guidelines and Process

- Who is eligible?
 - All regular full-time and part-time employees who are in good standing, not subject to a Performance Improvement Plan, and are employed as of 12/31/2024.
 - Full-time and part-time employees who are at the maximum step with their respective grade, are in good standing, not subject to a Performance Improvement Plan, and are employed as of 12/31/2024 will receive a one-time performance payment in lieu of merit.
- Ineligible Employees:
 - Employees who are currently subject to a Performance Improvement Plan; elected officials, board members, seasonal or temporary workers (including temporary election clerks and poll workers); Employees in grant funded positions; Employees in positions funded through the Griffin Judicial Circuit.
 - Employees who are no longer employed at time of distribution.

Proposed Performance Pay Distribution

6.25% forced bell curve – effective 3.75%

<i>Dollar Impact</i>	
Fund	Impact
General Fund	1,495,296
State Court DUI	1,937
Emergency 911	99,782
Drug Abuse & Treatment	8,045
Fire Services	401,742
EMS	109,402
Water System/Marshal	189,747
Solid Waste	3,525
<i>Total</i>	<i>2,309,476</i>

Fayette County, Georgia

FY2026 Maintenance &
Operations

Maintenance & Operations

Significant Operational Budget Considerations

- **Defined Benefit Allocation** – \$3.867M Allocation (across funds)
- **Defined Contribution Allocation** – \$1.072M Employer Retirement Contribution
- **Deferred Compensation Allocation** – \$819k Employer 2.5% Match

Maintenance & Operations

Significant Operational Budget Considerations

- **Road Resurfacing** – \$2.5M Technical Services/Hauling/Asphalt - includes Road Resurfacing (Includes Micro, Hauling, Tack, HA5 etc.); 2 Miles Contractor Resurfacing; 7 miles Micro Surfacing; 25.5 miles Pavement Preservation (HA5, Crack Sealing & Rejuvenator
- **LRA26 Supplement** – \$1.31M; No Match; 3.5 Road Resurfacing (Tyrone Road)
- **LMIG26** – \$1.26M State Road Resurfacing Allocation; includes \$291k Match; Road Resurfacing 3.5 Miles
- **Inmate Medical** – \$1.79M Contract/Specialty Care

Maintenance & Operations

Significant Operational Budget Considerations

- **Property & Casualty Insurance** - \$987k (Across all Funds)
- **Grant Match Funding** (Admin) \$125k Future Required Grant Match
- **Tyler Software** - \$272k Non-Departmental
- **PIO Marketing Promotion** (Admin) \$150k Marketing and Promotion

Maintenance & Operations

Significant Operational Budget Considerations

- **GIS Services** \$150k to augment GIS systems' analysis and architecture
- **Legal Litigation** \$100k; dec. \$50k
- **ARC** – \$152k membership fees; ARC provides \$745k contribution towards senior services and operations
- **Wellness Program** (HR) \$80k Future Employee Initiatives
- **Recreation** – \$348k Recreation programs
 - \$160k Self-Sustaining, \$60k FCBOE, \$18k Tyrone, \$20k programming, \$37,500 PTC (ends 9/30/2025)

Maintenance & Operations

Significant Operational Budget Considerations

- **General Fund Transfers**

- **Vehicle/Heavy Equipment Replacement** – \$1,850,000 into the VE (Vehicle Equipment) Fund to ensure adequate future funding is available to replace vehicle and equipment

Existing VE Net Position \$11.78M		FY2025	FY2026
	General Fund	\$725,000	\$750,000
		<i>Vehicle</i>	
		\$525,000	\$550,000
		<i>Equipment</i>	
		\$200,000	\$200,000
	Fire Fund	\$650,000	\$725,000
	EMS Fund	\$350,000	\$375,000
	Total Funding	<u>\$1,725,000</u>	<u>\$1,850,000</u>

- **Jail Surcharge** – \$390k transfer to Jail Surcharge for inmate meals
- **Post Landfill Closure Expenses** – \$65k transfer to Solid Waste to offset post closure landfill costs and normal operating expenses
- **Animal Control** – \$32k for Spay / Neuter Fund

Maintenance & Operations

Significant Operational Budget Considerations

- **Fire Services / EMS**
 - \$123k Bunker Gear Purchase
 - \$23k Paramedic Training
 - \$29k Firefighter Cancer Insurance Premium
 - \$24k PTSD Insurance Premium
 - \$42k Pharmaceutical Supplies
 - \$30k Medical Advisor & Chaplain Services
 - \$23k EMS Licensing/Professional Fees
 - \$73k Stryker Equipment Maintenance
 - \$88k Medical Services
 - \$169k EMS Medical Supplies
 - \$114k EMS Billing Services
 - \$500k Fire Overtime
 - \$150k EMS Overtime

Maintenance & Operations

Significant Operational Budget Considerations

- **911**
 - \$300k Carbyne Project Operating License
 - \$477k AT&T/Megalink Landline Agreement
 - \$248k Cell Tower Leases
 - \$200k Overtime

Maintenance & Operations

Significant Operational Budget Considerations

- **Water System**

- Chemicals - \$1.1M Crosstown and South Fayette contracts
- Electrical Services - \$1.3M Ga. Power & CowetaFayette EMC Utilities
- Engineering Services - \$325k EOR Consulting & Design Services
- Meters & Water Line - \$261k Maintenance & Repairs
- USGS - \$292k - Stream Monitoring for Permit Requirement
- Utility Locate Services - \$242k Large Project Locates
- Leak Protection - \$250k Reimbursement for repaired leaks
- Software Maintenance - \$444k Annual Maintenance & Subscriptions

Maintenance & Operations

Significant Operational Budget Considerations

- **Outside Agency budgets**

- **Public Defender** – \$1.049M; dec. \$19k to \$609k Lower State Ct Contract; Upper Superior Court Contract \$432k
- **Senior Services** – \$467k; \$16k decrease
- **Mental Health Services** – \$67k – Utilities at new building
- **Cooperative Extension** – \$183k
- **Department of Public Health** – \$37k for Base Fee & Utilities at new building
- **Dept. Family & Children Services** – \$39k; No change

Fayette County, Georgia

Capital Improvement Plan
Capital Expenditures
Vehicles / Equipment

CIP Completed & In Process

Department	Active/Completed	Project Name	Budget	Actual & Encumbrance	Dept Total	Fund Total
Animal Control	Completed	Modern Animal Shelter additional costs	\$55,000	\$55,500	\$55,500	
B&G	Completed	Historical House Refurbishment	\$21,500	\$8,311		
B&G	Completed	FC Buildings Roof Repair	\$44,329	\$36,000		
B&G	Completed	Library Exterior Painting	\$52,000	\$12,974	\$57,285	
EMD	Completed	Non-SPLOST Pipe Replacement -130 Deer Forest Road	\$143,141	\$143,141	\$143,141	
Info Systems	Completed	Server Project	\$189,036	\$189,316		
Info Systems	Completed	Phone System Revitalization & Conversion	\$264,420	\$278,620		
Info Systems	Completed	Yearly Consolidate/Redesign (FY24)	\$133,978	\$133,978	\$601,914	
Library	Completed	Library Teen Zone	\$13,736	\$13,204	\$13,204	
Judical Center	Completed	AV Modernization for Griffin Judical	\$610,663	\$605,769	\$605,769	
Planning & Zoning	Completed	Planning & Zoning and EMD Remodel	\$46,222	\$45,062	\$45,062	
Public Health	Active	Public Health Building (includes ARPA)	\$16,608,108	\$15,684,582	\$15,684,582	
Recreation	Completed	McCurry Park Picnic Parking Lot	\$30,000	\$17,399		
Recreation	Completed	East Fayette Gym Pipe Replacement and Parking Lot	\$33,000	\$31,077		
Recreation	Completed	Kiwanis Pickleball Courts	\$350,000	\$315,094		
Recreation	Completed	McCurry Park Picnic Restroom	\$15,000	\$9,285		
Recreation	Completed	Lift for East Fayette Gym	\$14,000	\$11,795		
Recreation	Completed	Christmas Tree Replacement	\$102,911	\$51,744	\$436,394	

CIP Completed & In Process

Department	Active/Completed	Project Name	Budget	Actual & Encumbrance	Dept Total	Fund Total
Roads	Completed	Road Re-Construction (FDR) Hampton & Williamson	\$704,858	\$651,118	\$651,118	
Sheriff	Completed	Taser Replacement Program	\$103,820	\$103,820		
Sheriff	Active	Sheriff-Links Training Facility	\$3,396,091	\$3,172,925		
Sheriff	Active	Final Buildout Training Facility	\$1,623,003	\$1,618,053		
Sheriff-Jail	Completed	Portable & VHF Base Mobile Radio	\$63,531	\$62,490		
Sheriff-Jail	Active	Gate Controllers-Jail	\$161,605	\$161,605		
Sheriff-Jail	Completed	Replace Water Heater & Tank in E Pod	\$35,600	\$35,600	\$5,154,493	\$23,448,460
EMS	Completed	Power Stair Chairs	\$79,000	\$78,914	\$78,914	\$78,914
Fire	Completed	Fire Depot Repainting	\$7,000	\$6,450		
Fire	Completed	Fire Station 6 Painting	\$22,280	\$16,750		
Fire	Completed	Fire Station Hoist Machines	\$19,250	\$17,144		
Fire	Completed	Video Laryngoscopes	\$165,895	\$158,823		
Fire	Completed	Fire Hose Replacement	\$42,653	\$36,703		
Fire	Active	Fire Training Building/Tower	\$1,650,000	\$1,650,000		
Fire	Active	Fire Classrooms & Training Facility	\$1,500,000	\$1,500,131		
Fire	Active	Pumper/Aerial Drive Training Course	\$665,000	\$665,000		
Fire	Active	Fire-Links Training Facility	\$3,801,527	\$3,811,809	\$7,862,809	\$7,862,809
			\$32,768,157	\$31,390,183	\$31,390,183	\$31,390,183

SPLOST Completed & In Process

SPLOST	Department	Active/Completed	Project Name	Budget	Actual & Encumbrance	Total By SPLOST
2004	Roads	Active	EFB-New Road Construction	\$ 5,923,629	\$ 2,388,461	
2004	Roads	Active	SR 85 Widening (Bernhard Rd to SR74) (SR South of McBride)	\$ 4,500,000	\$ 395,817	
2004	Roads	Active	Intersection Project SR74 at I-85	\$ 319,915	\$ 319,915	\$ 3,104,193
2017	EMD	Completed	Sams Drive and Lees Mill Road	\$ 20,674	\$ 20,674	
2017	EMD	Completed	160 Heritage Way South	\$ 189,911	\$ 189,911	
2017	EMD	Completed	205 Brookshire Drive	\$ 19,190	\$ 19,190	
2017	EMD	Completed	116 Downing Court	\$ 148,600	\$ 146,553	
2017	EMD	Active	170 Angela Drive	\$ 59,084	\$ 42,737	
2017	EMD	Completed	105 Gentle Doe Drive	\$ 17,241	\$ 19,748	
2017	EMD	Completed	160 Lofty Eagle Lane	\$ 17,725	\$ 20,303	
2017	Roads	Completed	Redwine, Bernhard PT Pwy Roundabout	\$ 3,810,066	\$ 3,809,366	
2017	Roads	Completed	Camp Creek Trail Phase I	\$ 150,000	\$ 129,197	
2017	Roads	Active	SR 279 and Corinth Road	\$ 5,860,676	\$ 1,680,220	
2017	Roads	Active	Ebenezer CH, Ebenezer & Spear	\$ 695,000	\$ 589,559	
2017	Roads	Active	Helmer Bridge over Camp Creek	\$ 77,000	\$ 75,059	
2017	Roads	Active	Safe Streets (SS4A) Planning	\$ 390,000	\$ 396,581	
2017	Roads	Active	Starrs Mill School Tunnel	\$ 4,765,037	\$ 4,314,026	
2017	Roads	Active	Redwine Road Multi-use Path	\$ 2,530,914	\$ 2,514,734	
2017 2023	EMD	Completed	114 Lowery Rd	\$ 33,249	\$ 42,075	\$ 14,009,932

SPLOST Completed & In Process

SPLOST	Department	Active/Completed	Project Name	Budget	Actual & Encumbrance	Total By SPLOST
2023	EMS	Active	EMS Ambulance Replacements (3)	\$ 1,241,046	\$ 1,241,046	
2023	Fire	Active	Fire/EMS Training Center Phase II	\$ 3,500,000	\$ 2,252,192	
2023	Sheriff	Active	Watch Office Reconfiguration with System-wide camera upgrades	\$ 1,300,000	\$ 1,279,191	
2023	Sheriff	Active	Sheriff Tactical Driving Course & Mock Village	\$ 4,670,048	\$ 3,938,219	
2023	Recreation	Active	Recreational Multi-Purpose Building	\$ 24,053,000	\$ 20,905,486	
2023	Judicial	Active	Justice Center Renovation	\$ 16,000,000	\$ 1,433,901	
2023	Fire	Active	Fire Quint Replacements (2)	\$ 2,908,372	\$ 2,620,390	
2023	Fire	Active	Fire/EMS Heavy Rescue Vehicle	\$ 1,900,000	\$ 1,145,500	\$ 34,815,923
				\$ 85,100,377	\$ 51,930,049	\$ 51,930,049

Water System Completed

Project Description	Cost
REDWINE RD FROM BERNARD RD TO STONEHAVEN LOOP	\$278,484
FILTER ISOLATION VALVE UPGRADES - SFWTP	\$101,670
SR92 ROUNDABOUT WL RELOCATION	\$487,201
4MG PUMP HOUSE HVAC INSTALL - CTWP	\$24,872
2024 FORD F-150 4X4 SUPERCAB XL	\$52,058
CAMERA SURVEILLANCE SYSTEMS	\$104,106
CROSTOWN WTP PAINTING	\$39,933
Total Completed Water System Capital/CIP	\$1,088,325

Water System In Process

Project Description	Budget	Actual & Encumbrance
Advanced Metering Infrastructure (AMI)	\$13,816,999	\$13,793,039
Trilith Storage Tank and Pump	\$4,446,646	\$3,171,915
Health & Safety Generator	\$4,323,193	\$0
SR 74/54 Relocation GDOT PI 0013726	\$1,854,818	\$1,258,804
SCADA Upgrade	\$1,665,982	\$853,206
Waterline Extensions	\$1,382,827	\$979,172
GDOT 54 Widening	\$1,238,410	\$1,238,410
Coweta Connection	\$875,000	\$278,040
WS Pump Refurbishment Program	\$835,546	\$854,328
SR 85 Relocation GDOT PI 721290	\$549,117	\$549,116
Private Water System Improvements	\$500,000	\$343,957
Water System Yard Piping Crosstown	\$425,000	\$111,794
Tank Maintenance & Repair	\$418,000	\$0
Water Plant Maintenance & Storage Building Improvements	\$314,753	\$147,209
Lake Kedron Paving	\$289,635	\$1,646
Sodium Hypochlorite Crosstown	\$251,703	\$240,008
Carbon System Improvements	\$250,000	\$0
Water Administration Renovation	\$201,304	\$188,808
Distribution Water Quality & Redundancy Improvements	\$195,000	\$0
Asset Management Software & Implementation	\$150,000	\$0
Lake Kedron Intake	\$143,929	\$57,700
East Fayetteville Bypass	\$130,947	\$18,450
Total Water System Capital/CIP in Process	\$34,258,809	\$24,085,600

Vehicles & Equipment Completed & In Process

FY25 Vehicle & Equipment Status				
Fund	Department	Project Name	Budget	Acq. Cost
610	Tax Assessor	2024 Ford - F150	\$37,908	\$35,255
610	Buildings & Grounds	2024 F-150 XL	\$47,900	\$45,435
610	Fleet Maintenance	2024 F-150	\$47,900	\$45,407
610	Fleet Maintenance	2025 Ford Explorer	\$52,863	\$40,667
610	Fleet Maintenance	2025 Ford Explorer	\$52,863	\$40,667
610	Sheriff Field Ops	2025 Ford Explorer	\$81,437	\$80,785
610	Sheriff Field Ops	2025 Ford Explorer	\$81,437	\$81,042
610	Sheriff Field Ops	2025 Ford Explorer	\$81,437	\$80,785
610	Sheriff Field Ops	2025 Ford Explorer	\$81,437	\$80,783
610	Sheriff Field Ops	2025 Ford Explorer	\$81,437	\$80,783
610	Sheriff CID	2024 Chevrolet Traverse	\$48,735	\$44,809
610	Sheriff CID	2025 Ford Explorer	\$48,735	\$48,735
610	Sheriff CID	2024 Chevrolet Traverse	\$48,735	\$47,245
610	Sheriff CID	2024 Ford Explorer	\$48,735	\$48,729
610	Sheriff CID	2024 Chevrolet Traverse	\$48,735	\$47,245
610	Sheriff CID	2025 Ford Explorer	\$48,735	\$48,563

Vehicles & Equipment Completed & In Process

FY25 Vehicle & Equipment Status				
Fund	Department	Project Name	Budget	Acq. Cost
610	Sheriff Suport Services	2024 GMC Sierra 1500	\$88,226	\$87,532
610	Road Department	5 Ton Trailer	\$5,400	\$4,400
610	Road Department	Exmark Zero Turn Mower	\$16,599	\$13,679
610	Road Department	Chipper Body	\$32,326	\$31,219
610	Building & Grounds	7x14 Iron Bull Dump Trailer	\$11,850	\$11,825
610	Building & Grounds	Iron Bull Tilt Trailer	\$9,100	\$9,525
610	Building & Grounds	John Deere Gator, HPX615E	\$17,500	\$16,019
610	Building & Grounds	Tornado Stand-On Automatic Scrubber	\$10,000	\$8,744
610	Fire	2025 Ford F550 w svc body & pump skid unit	\$135,000	\$0
505	Water Marshal	2024 Ford F-150	\$54,943	\$49,005
			\$1,319,974	\$1,128,881

Capital Improvement Program As Proposed

<u>Project #</u>	<u>Project Fund</u>	<u>Project Description</u>	<u>Approved Budget</u>	<u>5-Year Project Allocation</u>	<u>FY2026</u>	<u>FY2027</u>	<u>FY2028</u>	<u>FY2029</u>	<u>FY2030</u>	<u>FY2026 CIP Plan</u>
203AR	375	Animal Control Shelter	3,393,397	103,932						0
		Total - Animal Control	3,393,397	103,932	0	0	0	0	0	0
231AA	375	FC Buildings Roof Repairs	44,329	0						0
231AC	375	Building Automation System at Justice Center	96,000	0						0
241AG	375	HVAC Roof Top Unit Replacement-Justice Center	785,000	108,523						0
241AF	375	Justice Center Parking Lot - Seal & Restripe	169,991	45,000						0
251AC	372	Historical House (Heritage House) refurbishment	21,500	0						0
251AD	372	Justice Center Landscaping	45,000	45,000						0
251AI	372	Library Exterior Painting	52,000	0						0
251AJ	375	Roof Replacement- Justice Center	215,000	600,000	154,465	0				154,465
251AK	375	Public Defender Project	0	25,000						0
		Total - Bldg. & Grounds	1,428,820	823,523	154,465	0	0	0	0	154,465
187AB	375	SAGES - Computer Software & Upgrades	255,642	10,000						0
251AL	372	Bldg Safety Upgrade - Stonewall Shuffle		4,500	0					0
		Total - Building Safety	255,642	14,500	0	0	0	0	0	0
241AH	375	Countywide Sign Replacements	25,000	0						0
		Total - Commissioners	25,000	0	0	0	0	0	0	0

Capital Improvement Program As Proposed

<u>Project #</u>	<u>Project Fund</u>	<u>Project Description</u>	<u>Approved Budget</u>	<u>5-Year Project Allocation</u>	<u>FY2026</u>	<u>FY2027</u>	<u>FY2028</u>	<u>FY2029</u>	<u>FY2030</u>	<u>FY2026 CIP Plan</u>
241AB	375	Elections Storage Building	177,852	152,372						0
251AM	372	Election Copier Machine	0	10,000						0
		Total - Elections	177,852	162,372	0	0	0	0	0	0
194AA	375	County Wide Non-2017 SPLOST Pipe Replacements	1,577,032	1,481,048	250,000	250,000	250,000	250,000	250,000	1,250,000
254AI	375	Asset Management Software (just EMD's portion)	50,000	50,000						0
254AL	372	Large Format Plotter/Scanner for EMD and Planning and Zoning		13,195	0					0
		Total - Environmental Management	1,627,032	1,544,243	250,000	250,000	250,000	250,000	250,000	1,250,000
251AL	372	Finance Conference Room - Stonewall Shuffle		950	0					0
		Total - Finance	0	950	0	0	0	0	0	0
205AA	375	Public Health Building - Non ARPA funds	9,555,888	704,987						0
255AA	372	Public Health Building - Mural	0	20,000						0
		Total - Health Department	9,555,888	724,987	0	0	0	0	0	0
251AL	372	HR - Stonewall Shuffle		1,100	0					0
251AN	372	Copier		8,555	0					0
		Total - Human Resources	0	9,655	0	0	0	0	0	0
6535B	375	Phone System Revitalization & Conversion	264,420	0						0
211AG	375	Systemwide Consolidate/Redesign	782,111	986,040	175,000	175,000	175,000	175,000	175,000	875,000
231AG	375	FLIGHT Over Fayette County-capture GIS imagery	156,000	130,048						0
251AL	372	IT Relocation Suite 107 - Stonewall Shuffle		47,825	0					0
		Total - Info Systems	1,202,531	1,163,914	175,000	175,000	175,000	175,000	175,000	875,000

Capital Improvement Program As Proposed

<u>Project #</u>	<u>Project Fund</u>	<u>Project Description</u>	<u>Approved Budget</u>	<u>5-Year Project Allocation</u>	<u>FY2026</u>	<u>FY2027</u>	<u>FY2028</u>	<u>FY2029</u>	<u>FY2030</u>	<u>FY2026 CIP Plan</u>
246AA	372	Library Teen Zone	13,736	532						0
266AA	372	Large Meeting Room AV Upgrade		48,620	48,620					48,620
256AO	372	Library Flooring - Carpet Project		19,596						0
		Total - Library	13,736	68,748	48,620	0	0	0	0	48,620
257AA	372	Zoning & EMD Remodeling Project	46,222	2,792						0
		Total - Planning & Zoning	46,222	2,792	0	0	0	0	0	0
244AB	372	Public Works Gate	40,000	10,095						0
264AD	375	Lake Horton Trail Rebuild - Water System \$100k Contribution		736,000	736,000					736,000
		Total - Public Works	40,000	746,095	736,000	0	0	0	0	736,000
251AL	372	Purchasing Additional Space - Stonewall Shuffle		16,637	0					0
		Total - Purchasing	0	16,637	0	0	0	0	0	0
257AB	372	Camera Surveillance Systems Countywide	25,000	148,810	25,000	25,000	25,000	25,000	25,000	125,000
257AC	372	Marshal Renovation Old Courthouse	41,400	54,000						
		Total - Marshal (Code Enforcement)	66,400	202,810	25,000	25,000	25,000	25,000	25,000	125,000

Capital Improvement Program As Proposed

<u>Project #</u>	<u>Project Fund</u>	<u>Project Description</u>	<u>Approved Budget</u>	<u>5-Year Project Allocation</u>	<u>FY2026</u>	<u>FY2027</u>	<u>FY2028</u>	<u>FY2029</u>	<u>FY2030</u>	<u>FY2026 CIP Plan</u>
7110E	375	Park Playground Upgrades	64,871	564,010	400,000	150,000	0	0	0	550,000
206AC	375	McCurry Park North Soccer Restroom	222,238	222,238						0
216AE	375	Multi-Purpose Building	535,700	0						0
226AD	375	Brooks Park Field Refurbishment	50,000	34,665						0
236AD	375	McDonough Road Park Development Project	753,216	245,916						0
246AC	375	Christmas Tree Replacement	102,911	0						0
256AL	375	Kenwood Park Retaining Wall	88,000	88,000						0
256AM	375	Field Fencing Replacements at Brooks Park	215,000	135,000	43,335					43,335
246AD	372	Drainage Repair at Parks	154,000	75,800						0
256AC	372	Brooks Park Sidewalk and Curb Installation	38,000	46,000						0
256AD	372	Kiwanis Park Picnic Area Concrete Refurbishment	35,000	35,000						0
256AE	372	McCurry Park Soccer Trash Receptacle Replacement	49,000	18,767						0
256AG	372	Park Scoreboard Repl at Kiwanis Park & McCurry Park	55,000	0						0
246AE	375	East Fayette Gym Ceiling Tile Refurbishment	50,000	25,000						0
246AF	375	Kiwanis Recreation Center Ceiling Tile Replacement	50,000	25,000						0
256AH	372	Tennis and Basketball Court Resurfacing	90,000	100,000	10,000					10,000
256AI	372	East Fayette Gym Pipe Replacement and Parking Lot Access	33,000	0						0
246AG	372	McCurry Park Path Construction to Storage Area	39,000	21,280						0
256AJ	372	McCurry Park Path Construction at Football Area	17,000	8,572						0
256AK	372	McCurry Park Path Realignment Behind the B&G Building	7,000	3,540						0
246AH	372	Brooks Park Pipe Replacements	31,000	12,213	0					0
266AB	372	Scoreboard Replacement-Brooks		22,000	22,000					22,000
266AC	372	East Fayette Gym tree Removal		12,000	12,000					12,000
FUTURE		McCurry Park Pickleball Courts, Parking Lot and Restroom		700,000		100,000	600,000	0		700,000
		Kiwanis Park Restroom Installation		0	0					0
256AP	372	McCurry Park Parking Lot Striping		20,000	10,000					10,000
266AD	372	Kiwanis Park Walking Path Refurbishment		55,000	55,000					55,000
256AQ	372	McCurry Park Softball and Football Entrance Resurfacing		30,000	15,000					15,000
256AR	375	North McCurry Park Walking Trails		145,000	0					0
256AS	372	South McCurry Park Walking Trails Refurbishment		60,000	30,000					30,000
266AE	372	Temporary Repair of South McCurry Park Parking lot		55,000	55,000					55,000
		Storage Building at Kiwanis Park		0	0					0
		Total - Recreation	2,679,936	2,760,001	652,335	250,000	600,000	0	0	1,502,335

Capital Improvement Program As Proposed

<u>Project #</u>	<u>Project Fund</u>	<u>Project Description</u>	<u>Approved Budget</u>	<u>5-Year Project Allocation</u>	<u>FY2026</u>	<u>FY2027</u>	<u>FY2028</u>	<u>FY2029</u>	<u>FY2030</u>	<u>FY2026 CIP Plan</u>
234AE	372	Crabapple Road Cul-De-Sac Construction	21,776	5,000						0
234AH	375	Pubworks Software Replacement	50,000	50,000						0
254AF	372	Sign Shop Remodel	32,310	27,338						0
254AG	375	Helmer Road Shoulder Construction	91,151	91,151						0
264AE	372	Traffic Signal back up Power		18,000	18,000					18,000
		Total - Road Department	195,237	191,489	18,000	0	0	0	0	18,000
5565H	375	Links Master (Tng Ctr - Driving Course) -	3,396,091	245,326						0
21AR1	375	Final Buildout Training Center - Non-ARPA funds	1,623,003	4,950						0
213AB	375	Taser Replacements	441,088	207,695	103,834	103,834				207,668
243AE	375	Roofing Replacement for all Sheriff's Office Facilities	95,084	0	0	0				0
243AF	372	Watch Guard WIFI Camera Station	11,367	0						0
243AG	375	Guard1 Supermax System - Jail (Replacement/Updated)	56,799	56,799						0
253AE	375	Gate Controllers -Jail	161,605	56,756						0
253AG	372	GBI Latent Workstation (AFIS system Upgrade)	44,600	44,600						0
253AH	375	Replacement Body-Dash and Interview Camera Systems	75,000	30,000	0	0	0	0		0
253AI	375	Portable and VHF Base Mobile Radio	63,531	1,041						0
253AQ	375	Replacement Body and Dash Camera Systems		2,348,846	503,475	427,997	427,997	427,997	427,997	2,215,463
		Total - Sheriff's Office	5,968,168	2,996,013	607,309	531,831	427,997	427,997	427,997	2,423,131
254AH	545	Concrete Pad for Mulch Area at Transfer Station	47,300	42,300						0
		Total - Solid Waste	47,300	42,300	0	0	0	0	0	0

Capital Improvement Program As Proposed

<u>Project #</u>	<u>Project Fund</u>	<u>Project Description</u>	<u>Approved Budget</u>	<u>5-Year Project Allocation</u>	<u>FY2026</u>	<u>FY2027</u>	<u>FY2028</u>	<u>FY2029</u>	<u>FY2030</u>	<u>FY2026 CIP Plan</u>
202AA	375	3rd Floor Justice Center Build Out	276,314	0						0
		Total - Judicial Center	276,314	0	0	0	0	0	0	0
241AE	375	WinGap Conversion	61,100	22,694						0
251AL	372	Tax Assessor Office Expansion - Stonewall Shuffle		18,000	0					0
		Total - Tax Assessor	61,100	40,694	0	0	0	0	0	0
				0						
193AH	375	Links Training Facility Concept Design & Site Development	3,801,527	0						0
21AR4	375	Fire Training Building/Tower - Non ARPA funds	1,650,000	0						0
21AR5	375	Fire Classroom & Training Facility - Non ARPA funds	1,500,000	0						0
21AR6	375	Pumper Aerial Drive Train - Non ARPA funds	665,000	0						0
253AL	375	Fire Station 1 Remodel	75,000	21,387						0
263AG		Trailer Storage Building		40,000	40,000					40,000
		Total - Fire Services	7,691,527	61,387	40,000	0	0	0	0	40,000
213AQ	372	Warning Siren System Maintenance	50,000	29,215						0
263AH	372	Portable Ventilator		6,874	6,874					6,874
		Total - EMS	50,000	36,089	6,874	0	0	0	0	6,874

Capital Improvement Program As Proposed

<u>Project #</u>	<u>Project Fund</u>	<u>Project Description</u>	<u>Approved Budget</u>	<u>5-Year Project Allocation</u>	<u>FY2026</u>	<u>FY2027</u>	<u>FY2028</u>	<u>FY2029</u>	<u>FY2030</u>	<u>FY2026 CIP Plan</u>
20WSA	507	Water System Yard Piping Crosstown	425,000	313,206						0
20WSD	507	Water Administration Renovation	201,304	12,496						0
20WSF	507	Sodium Hypochlorite Crosstown	251,703	2,654,305	1,279,086	677,025	677,025			2,633,136
214BA	507	Advanced Metering Infrastructure (AMI) - Public Education	56,000	7,150						0
214BA	230/507	Advanced Metering Infrastructure (AMI) - Badger	13,368,290	234,925						0
214BA	507	Advanced Metering Infrastructure (AMI) - Arcadis	448,709	0						0
21WSB	507	Private Water System Improvements	500,000	0						0
22WSC	507	Electrical Upgrades & Generator Match (10%)	4,323,193	7,231,843	399,300	424,700	500,000	1,150,000	434,650	2,908,650
22WSF	507	Coweta Connection	875,000	598,960						0
22WSH	507	SR 74/54 Relocation GDOT PI 0013726	1,854,818	385,177						0
22WSI	507	SR 85 Relocation GDOT PI 721290	549,117	0						0
22WSJ	507	East Fayetteville Bypass	130,947	112,497						0
22WSK	507	Distribution Water Quality & Redundancy Improvements	195,000	520,000	0	75,000	75,000	75,000	100,000	325,000
23WSA	507	Fluoride Upgrade Crosstown	20,000	703,700	685,577					685,577
23WSB	507	Fluoride & Na2MnO4 Upgrade South Fayette	57,240	1,547,771		756,245	756,245			1,512,490
23WSE	507	Cross Connection Compliance Prevention	0	0						0
23WSH	507	Trilith Storage Tank and Pump	4,446,646	1,713,903	439,171					439,171
24WSA	507	Asset Management Software & Implementation (just WS's portion)	150,000	150,000						0
24WSB	507	Gearbox Rebuild at Crosstown (13 units)	60,000	6,311						0
24WSC	507	Crosstown WTP Painting	54,100	0						0
24WSE	507	Lake Kedron Intake	143,929	123,550						0
24WSF	507	Lake Kedron Paving	289,635	287,989						0
24WSG	507	Tank Maintenance & Repair	418,000	1,672,000	268,000	268,000	225,000	225,000	268,000	1,254,000

Capital Improvement Program As Proposed

<u>Project #</u>	<u>Project Fund</u>	<u>Project Description</u>	<u>Approved Budget</u>	<u>5-Year Project Allocation</u>	<u>FY2026</u>	<u>FY2027</u>	<u>FY2028</u>	<u>FY2029</u>	<u>FY2030</u>	<u>FY2026 CIP Plan</u>
25WSA	507	Carbon System Improvements	250,000	650,000		200,000	200,000			400,000
6SCAD	507	SCADA	1,665,982	2,877,516			352,240	738,000	974,500	2,064,740
8WTEX	507	Waterline Extensions	1,382,827	753,655	25,000	75,000	75,000	75,000	100,000	350,000
9WPMS	507	Water Plant Maintenance & Storage Building Improvements	314,753	0						0
9WSPR	507	Pump Refurbishment Program	835,546	662,928	108,765	125,000	125,000	125,000	150,000	633,765
FY2026	507	Storage Tank - Hwy 74		1,875,744	0	583,335	583,335	583,335		1,750,005
FY2026	507	Drying Bed Replacement - Crosstown		287,989	0					0
FY2026	507	Dams Structural Rehabilitation		550,000	169,191	300,000				469,191
FY2029	507	Crack Repair For Basins, Filters, Rapid Mix, & Pipe Gallery		96,375		45,000	25,875	25,500		96,375
FY2029	507	Sedimentation Basin Plate Settlers- Crosstown		300,000				300,000		300,000
FY2030	507	South Fayette Power Cable Upgrade		1,000,000					1,000,000	1,000,000
FY2030	507	Lake Horton Paths		385,439					385,439	385,439
FY2030	507	Lake Horton Trail Rebuild - Public Works \$760k Contribution		100,000						0
FUTURE	507	Sludge Thickener-Crosstown		0						0
FUTURE	507	Granular Activation Carbon System - South Fayette		0						0
FUTURE	507	Granular Activation Carbon System - Crosstown		0						0
FUTURE	507	Crosstown Lagoon Cleaning		125,000	125,000					125,000
FUTURE	507	Particle Counter Project		128,840	128,840					128,840
FUTURE	507	Drying Bed Replacement - South Fayette		0						0
		Total - Water System	33,267,738	28,069,268	3,627,930	3,529,305	3,594,720	3,296,835	3,412,589	17,461,379

Capital Improvement Program As Proposed

<u>Project #</u>	<u>Project Fund</u>	<u>Project Description</u>	<u>Approved Budget</u>	<u>5-Year Project Allocation</u>	<u>FY2026</u>	<u>FY2027</u>	<u>FY2028</u>	<u>FY2029</u>	<u>FY2030</u>	<u>FY2026 CIP Plan</u>
243KU	215	911 Kitchen upgrade	25,000	74,450	49,450					49,450
253SU	215	911 Center Security Upgrades (Spillman)	1,000,000	1,000,000						0
Total - 911 Communications			1,025,000	1,074,450	49,450	0	0	0	0	49,450

69,094,840 40,856,850 6,390,983 4,761,136 5,072,717 4,174,832 4,290,586 24,690,254

Funding Sources:

General Fund	27,013,275	11,573,356	2,666,729	1,231,831	1,477,997	877,997	877,997	7,132,551
Fire Services Fund	7,691,527	61,387	40,000	0	0	0	0	40,000
Emergency Medical Services Fund	50,000	36,089	6,874	0	0	0	0	6,874
Solid Waste	47,300	42,300	0	0	0	0	0	0
Water System Fund 507	33,267,738	28,069,268	3,627,930	3,529,305	3,594,720	3,296,835	3,412,589	17,461,379
911 Communications Fund 215	1,025,000	1,074,450	49,450	0	0	0	0	49,450
Total Approved	69,094,840	40,856,850	6,390,983	4,761,136	5,072,717	4,174,832	4,290,586	24,690,254

Fund Type:

Governmental Funds	35,779,802	12,745,282	2,763,053	1,231,831	1,477,997	877,997	877,997	7,228,875
Enterprise Funds	33,315,038	28,111,568	3,627,930	3,529,305	3,594,720	3,296,835	3,412,589	17,461,379
Total Approved	69,094,840	40,856,850	6,390,983	4,761,136	5,072,717	4,174,832	4,290,586	24,690,254

FY2026 Budget - Vehicles

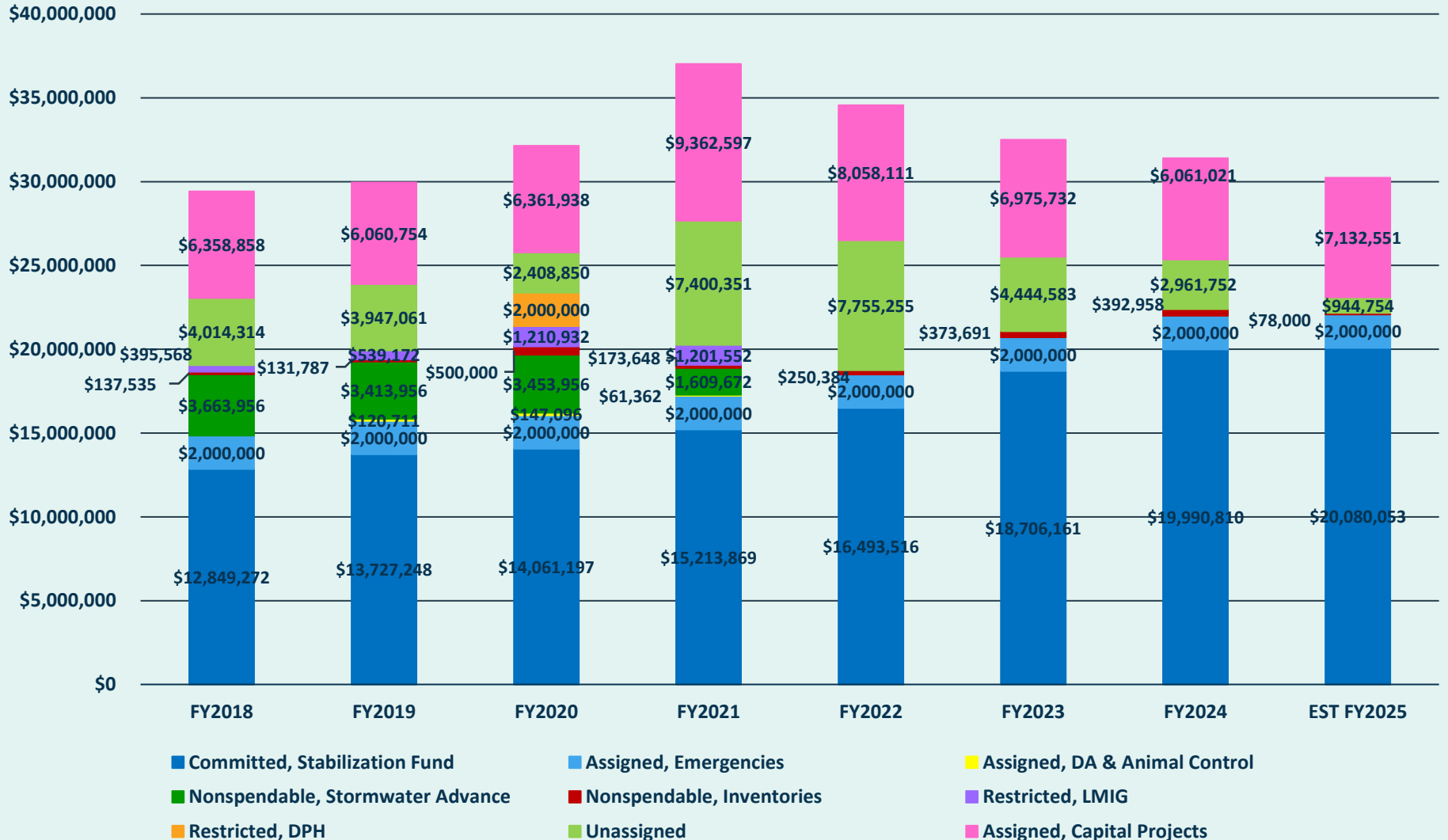
#	Fund	Department	Description	Base Price	Add-On's	Total Requested		Asset	Vehicle Being Replaced	VIN - ID Number	Mileage	Fleet Vehicle #	Comments
						(Fund 610)	Approved						
1	610	Animal Control	2025 Ford F-250 w/animal control box	\$51,281	\$26,324	\$77,605	\$77,605	N/A	N/A	N/A	N/A	N/A	New
			Total - Animal Control	\$51,281	\$26,324	\$77,605	\$77,605						
2	610	Buildings & Grounds	2025 Ford F-250	\$45,274	\$13,260	\$58,534	\$58,534	N/A	N/A	N/A	N/A	N/A	New
			Total - Buildings & Grounds	\$45,274	\$13,260	\$58,534	\$58,534						
3	610	Emergency Mgmt.	2025 Ford Explorer PIU	\$47,000	\$11,000	\$58,000	\$58,000	27479	2018 FORD F-150	1FTEX1C50JFA64892	134,950	13657	Replacement
			Total - EMA	\$47,000	\$11,000	\$58,000	\$58,000						
4	327	EMS	2025 Ford F-450 Ambulance	\$77,605	\$427,465	\$505,070	\$505,070	N/A	N/A	N/A	N/A	N/A	New
5	327	EMS	2025 Ford F-450 Ambulance	\$468,445	\$36,625	\$505,070	\$505,070	N/A	N/A	N/A	N/A	N/A	New
			Total - EMS	\$546,050	\$464,090	\$1,010,140	\$1,010,140						
6	610	Fire	2025 Ford Explorer PIU	\$47,000	\$11,000	\$58,000	\$58,000	N/A	N/A	N/A	N/A	N/A	New
7	610	Fire	2026 Ford Explorer PIU	\$47,000	\$11,000	\$58,000	\$58,000	N/A	N/A	N/A	N/A	N/A	New
			Total - Fire	\$94,000	\$22,000	\$116,000	\$116,000						
8	610	Fleet Maintenance	Ford F-550 Service Truck	\$170,000	\$8,000	\$178,000	\$178,000	10637	1997 Ford F-450	1FDLF47F9VEA38751	73,417	90437	Replacement
			Total - Fleet Maintenance	\$170,000	\$8,000	\$178,000	\$178,000						
9	610	Sheriff Field Ops	2025 Chevrolet Tahoe	\$54,679	\$31,170	\$85,849	\$85,849	27486	2018 Chevrolet Tahoe	1GNLCCDEC2JR120885	139,109	20885	Replacement
10	610	Sheriff Field Ops	2025 Chevrolet Tahoe	\$54,679	\$31,170	\$85,849	\$85,849	27096	2016 Chevrolet Caprice	6G3NS5U20FL126264	134,908	26264	Replacement
11	610	Sheriff Field Ops	2025 Chevrolet Tahoe	\$54,679	\$31,170	\$85,849	\$85,849	27752	2018 Ford F150	1FTEW1PGXJKF62541	134,233	62451	Replacement
12	610	Sheriff Field Ops	2025 Chevrolet Tahoe	\$54,679	\$31,170	\$85,849	\$85,849	27338	2016 Chevrolet Caprice	6G3NS5U28GL219812	132,835	19812	Replacement
			Total - Sheriff Field Ops	\$218,716	\$124,682	\$343,398	\$343,398						
13	610	Special Operations Div.	2025 Chevrolet Tahoe	\$54,679	\$31,170	\$85,849	\$85,849	27831	2019 Chevrolet Tahoe	1GNLCCDEC2KR148879	139,141	48879	Replacement
14	610	Special Operations Div.	2025 Chevrolet Tahoe	\$54,679	\$31,170	\$85,849	\$85,849	27440	2018 Chevrolet Tahoe	1GNLCCDEC6JR120100	138,485	20100	Replacement
15	610	Special Operations Div.	2025 Chevrolet Tahoe	\$54,679	\$31,170	\$85,849	\$85,849	26961	2016 Chevrolet Caprice	6G3NS5U23GL204411	133,320	4411	Replacement
16	610	Special Operations Div.	2025 Chevrolet Tahoe	\$54,679	\$31,170	\$85,849	\$85,849	27489	2018 Chevrolet Tahoe	1GNLCCDECXJR124666	TOTALED	24666	Replacement
			Total - Sheriff Special Ops	\$218,716	\$124,682	\$343,398	\$343,398						
			SHERIFF TOTAL	\$437,432	\$249,363	\$686,795	\$686,795						
17	505	Water System	2026 Ford F150	\$53,756	\$3,752	\$57,508	\$57,508	27574	2018 FORD F-150	1FTMF1C59JFC03450	90,910	12698	Replacement
			Total - Water System	\$53,756	\$3,752	\$57,508	\$57,508						
FY2026 Vehicle Request Total				\$1,444,793	\$797,789	\$2,242,582	\$2,242,582						

FY2026 Budget - Equipment

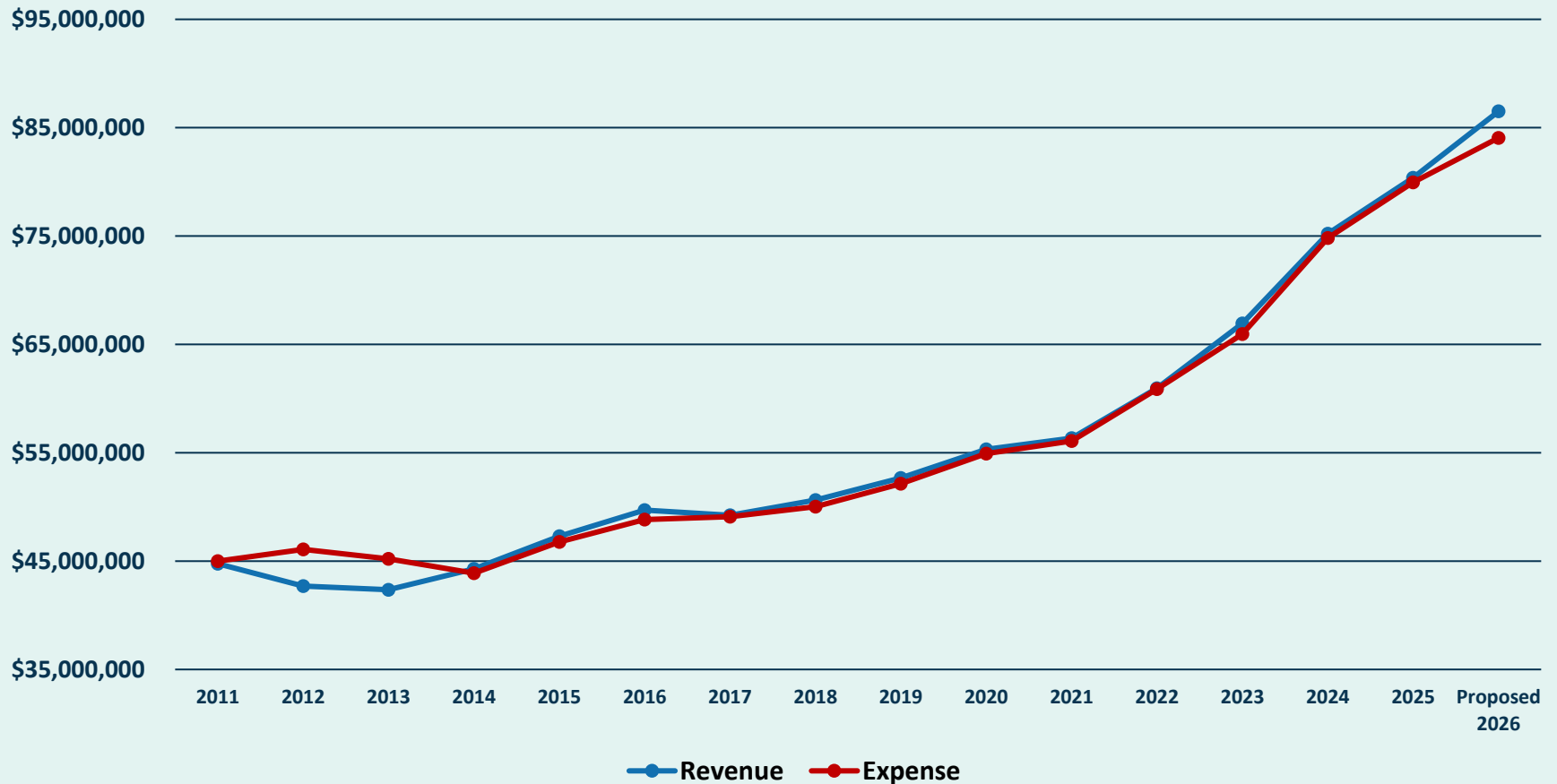
#	Fund	Department	Description	Unit Cost	Additional	Total Cost	Approved	Hours	Equipment Being Replaced Description	Comments
1	610	Animal Control	2025 Shadow 16' Stock Bumper Pull Trailer	\$11,795	\$0	\$11,795	\$11,795	N/A	N/A	New
			Total - Animal Control	\$11,795	\$0	\$11,795	\$11,795			
2	610	Road Department	Salt Spreader	\$15,580	\$0	\$15,580	\$15,580	N/A	Warren AC2420-10 Spreader	Replacement
3	610	Road Department	Zero Turn Mower	\$13,679	\$150	\$13,829	\$13,829	N/A	EXMARK 60 LAZER S SERIES MOWER	Replacement
			Total - Road	\$29,259	\$150	\$29,409	\$29,409			
4	505	Water System	Hydra Tapping Machine	\$133,505	\$0	\$133,505	\$133,505	N/A	N/A	New
			Total - Water System	\$133,505	\$0	\$133,505	\$133,505			
FY2026 Equipment Request Total				\$174,559	\$150	\$174,709	\$174,709			

	Vehicle/Equipment Requests		
	Replacement	New	Total
Total VRF 610	\$922,795	\$252,139	\$1,174,934
Total 327		\$1,010,140	\$1,010,140
Total 505	\$57,508		\$57,508
Total Vehicle Requests	\$980,303	\$1,262,279	\$2,242,582
Total VRF 610	\$29,409	\$11,795	\$41,204
Total 327			
Total 505		\$133,505	\$133,505
Total Equipment Requests	\$29,409	\$145,300	\$174,709
Total VRF 610	\$952,204	\$263,934	\$1,216,138
Total 327		\$1,010,140	\$1,010,140
Total 505	\$57,508	\$133,505	\$191,013
Total FY2026 Requests	\$1,009,712	\$1,407,579	\$2,417,291

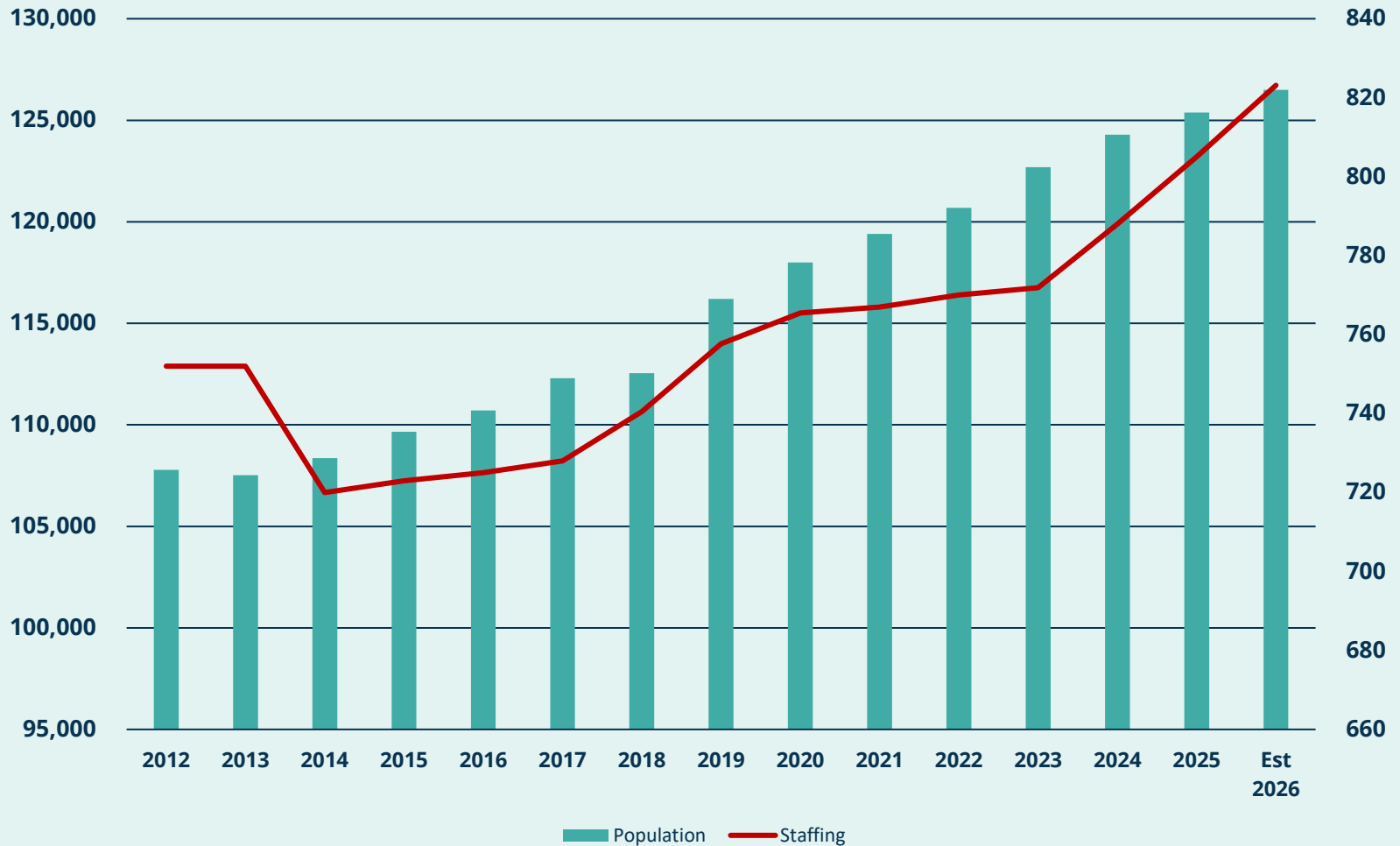
General Fund Fund Balance Trends – Last 7 FY



General Fund Original Adopted Budget



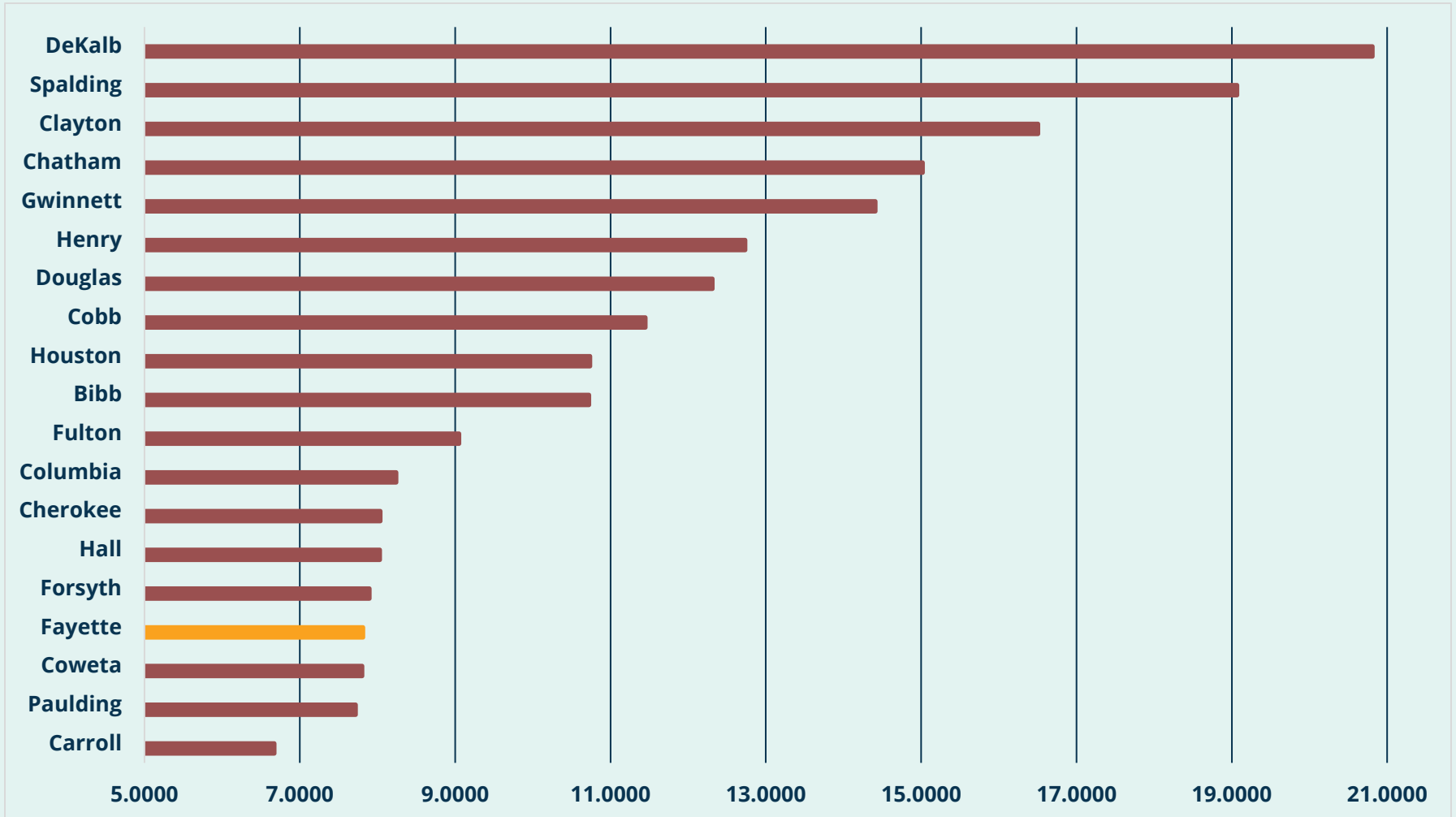
Population and Staffing



Millage Rate History Since 2014

Year	2014	2015	2016	2017	2018	2019	2020	2021	2022	2023	2024
Board of Education / Bond	21.450	21.350	21.100	20.850	20.850	20.521	20.330	20.334	20.000	20.050	19.600
Brooks Millage	0.899	0.840	0.799	0.723	0.680	0.627	0.606	1.000	1.207	1.207	1.207
Fayetteville Millage	3.874	3.874	3.874	3.874	5.646	5.646	5.646	5.646	5.646	5.646	5.646
Peachtree City Millage / Bond	7.088	7.070	7.065	6.505	6.408	6.232	6.232	6.043	6.043	6.043	5.983
Tyrone Millage	2.889	2.889	2.889	2.889	2.889	2.889	2.889	2.889	2.889	2.889	2.889
Unincorporated County	5.602	5.171	4.917	4.509	4.392	4.392	4.277	4.034	4.034	4.034	3.763

Millage Rates for Local Counties



FY2026 Budget Highlights

- **Significant operational budget considerations:**
 - Millage Rate Remains at 3.763
 - General Fund impact from maintenance & operations is positive.
 - Proposed Budget increases General Fund Balance \$2,444,211
 - Funds Rolling 5 Year Capital Improvement Program of \$7,132,551
 - Changes in Personnel levels protect the existing outstanding service delivery to our Citizens.
 - Budget continues to maintain the commitment to balance current year revenues with current year expenses.
 - Maintains Employee Benefits – Medical/Dental/Vision & Retirement
 - County-Wide departmental cooperation continues to yield positive results.

Future Public Hearings

- First Public Hearing
 - Thursday, June 12, 2025, at 5:00 p.m.
- Second Public Hearing – Budget Adoption
 - Thursday, June 26, 2025, at 5:00 p.m.